



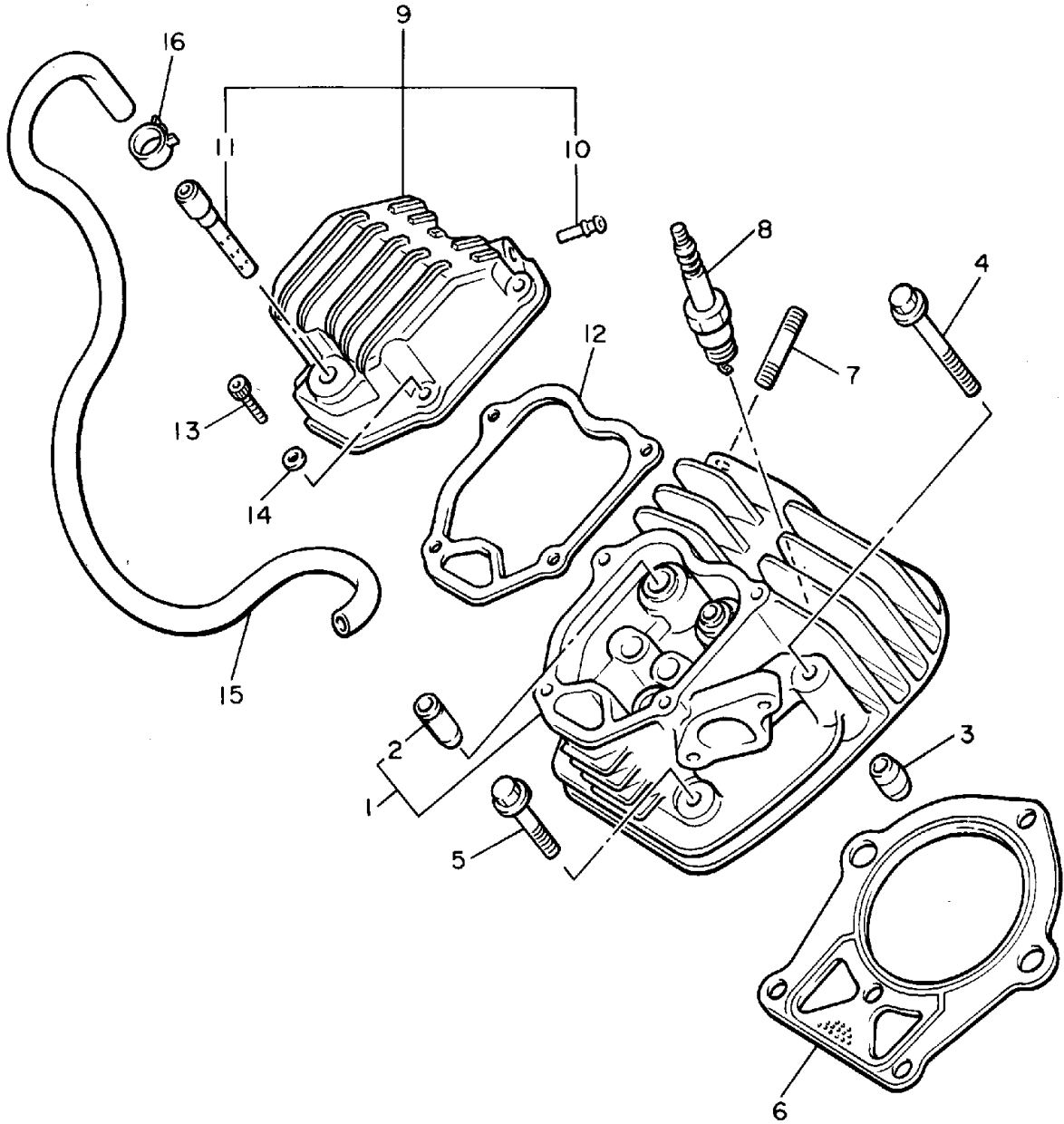
YAMAHA

GENUINE

PARTS CATALOGUE

GOLF CAR

CYLINDER

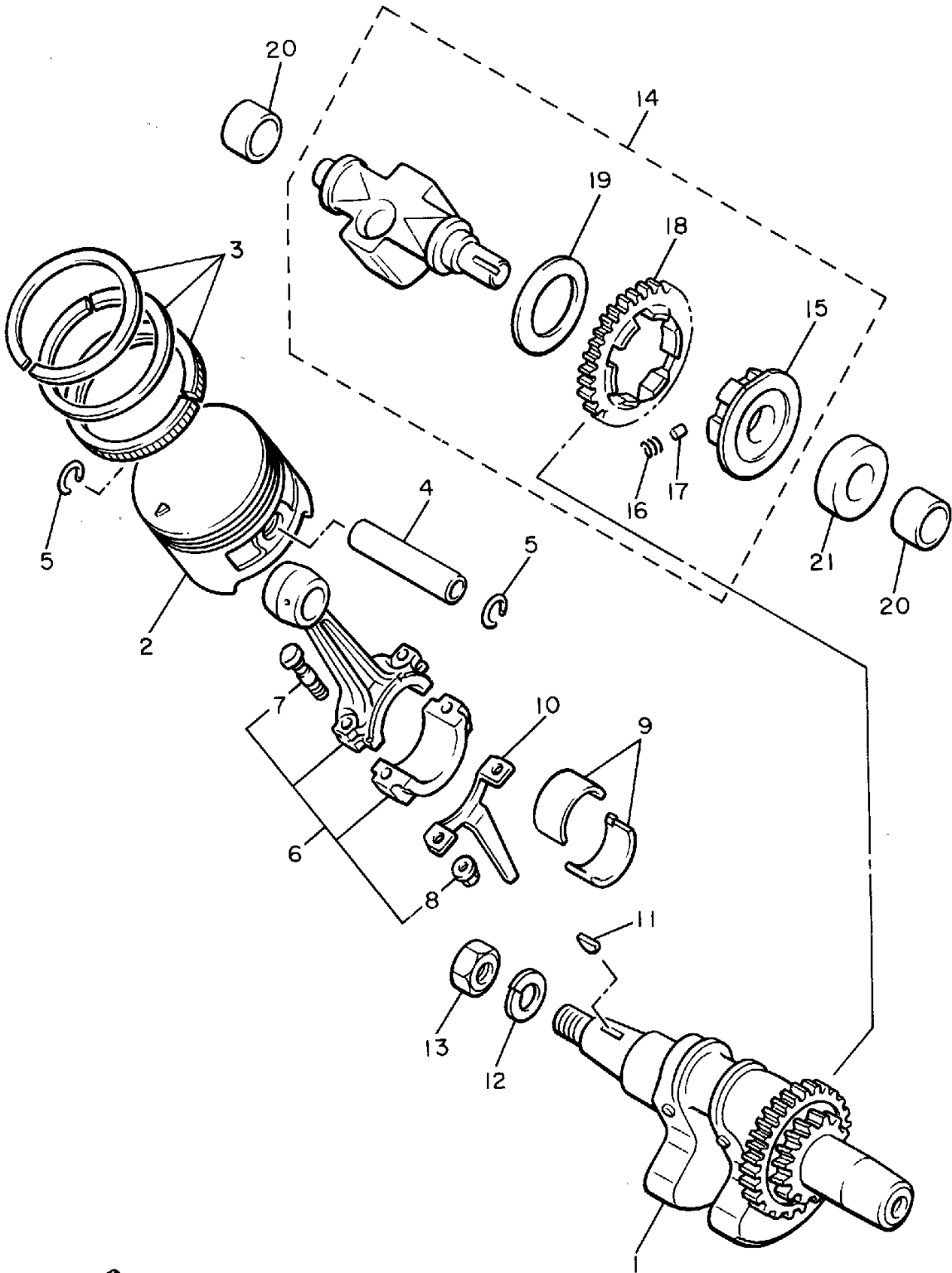


Ref. No.	Part Number	Description	Qty	Remarks
1	J38-11102-00-00	CYLINDER HEAD ASSEMBLY	1	
2	J38-11133-09-00	. GUIDE, INTAKE VALVE	2	
3	99510-12016-00	PIN, DOWEL	2	
4	95811-08070-00	BOLT, FLANGE	3	
5	95811-08045-00	BOLT, FLANGE (JN5)	3	
6	J38-11181-00-00	GASKET, CYLINDER HEAD 1	1	
7	95612-08618-00	BOLT, STUD	2	
8	NGK-BR4ES-00-00	PLUG, SPARK (NGK BR4ES)	1	
9	J38-11191-00-00	COVER, CYLINDER HEAD 1	1	
10	J38-11116-00-00	. JOINT, BREATHER	2	
11	J38-24461-00-00	. PIPE, JOINT	1	
12	J38-11193-01-00	GASKET, HEAD COVER 1	1	
13	91316-06025-00	BOLT	4	
14	92990-06600-00	WASHER, PLATE	4	
15	90445-130F8-00	HOSE	1	
16	90467-12052-00	CLIP	2	



J50100-9010

CRANKSHAFT - PISTON

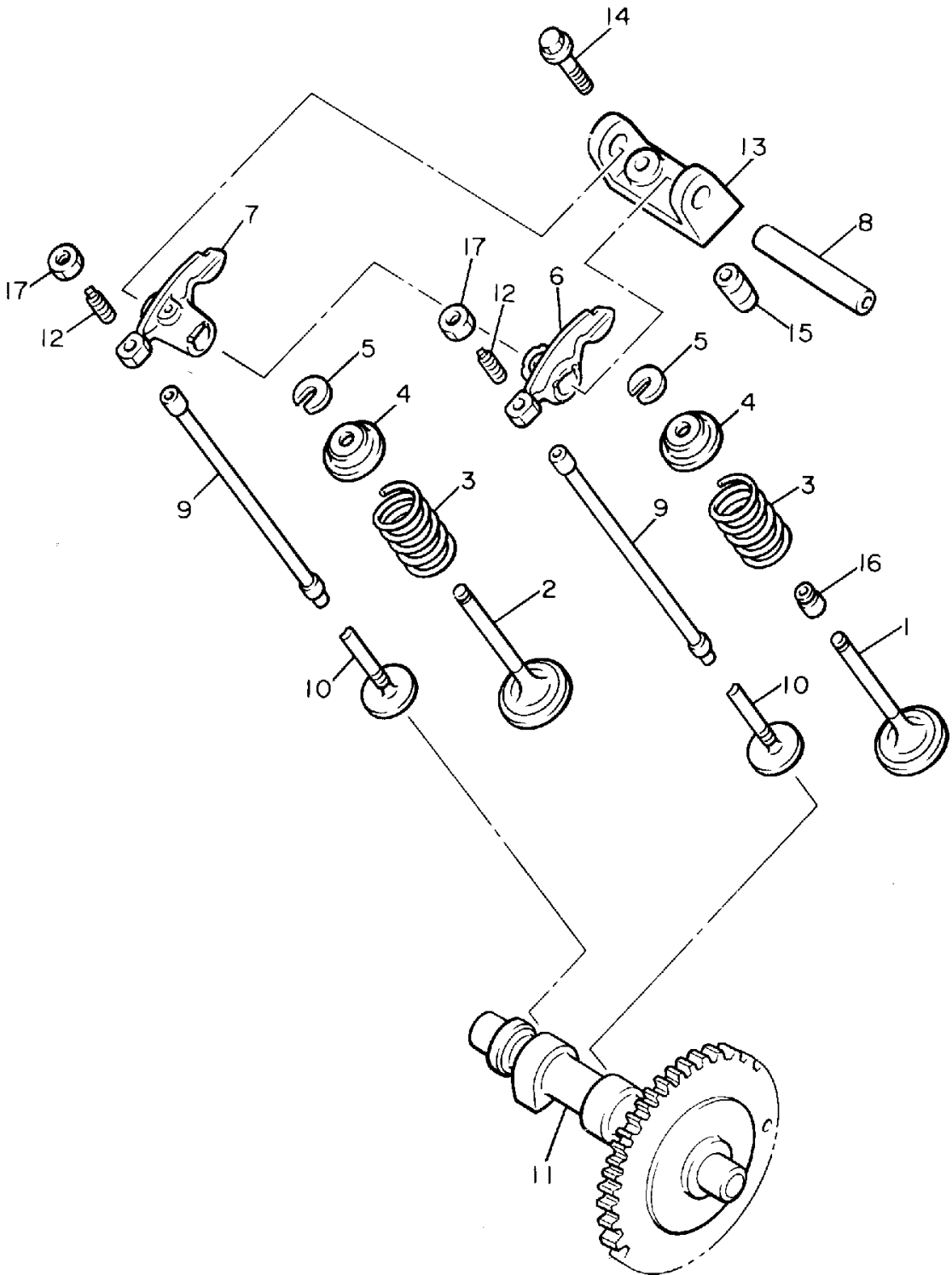


Ref. No.	Part Number	Description	Qty	Remarks
1	J38-11400-00-00	CRANKSHAFT ASSEMBLY ...	1	
2	J38-11631-01-A0	PISTON (STD)	1	STD
	J38-11635-01-00	PISTON (0.25MM O/S)	1	AP
	J38-11636-01-00	PISTON (0.50MM O/S)	1	AP
3	J38-11610-00-00	PISTON RING SET (STD)	1	STD
	J38-11610-10-00	PISTON RING SET (0.25MM O/S)	1	AP
	J38-11610-20-00	PISTON RING SET (0.50MM O/S)	1	AP
4	7A9-11633-00-00	PIN, PISTON	1	
5	93450-19047-00	CIRCLIP	2	
6	J38-11650-00-00	CONNECTING ROD ASSEMBLY	1	
7	J38-11654-00-00	. BOLT, CONNECTING ROD ..	2	
8	90179-08327-00	. NUT	2	
9	J38-11656-00-00	BEARING, CON-ROD	2	UR BROWN
	J38-11656-10-00	BEARING, CON-ROD	2	UR BLACK
	J38-11656-20-00	BEARING, CON-ROD	2	UR BLUE
10	J38-11657-00-00	SPLASHER, OIL	1	
11	90280-16053-00	KEY, WOODRUFF	1	
12	92901-16100-00	WASHER, SPRING	1	
13	90170-16182-00	NUT	1	
14	J38-11500-00-00	BALANCER ASSEMBLY	1	
15	J38-11496-00-00	. BOSS, BUFFER	1	
16	90501-21133-00	. SPRING, COMPRESSION	6	
17	93605-10090-00	. PIN, DOWEL	3	
18	J38-11531-00-00	. GEAR, BALANCE WT	1	
19	90201-201G9-00	. WASHER, PLATE	1	
20	90387-155R3-00	COLLAR	2	
21	90387-152M7-00	COLLAR	1	



J38100-7020

CAMSHAFT - VALVE

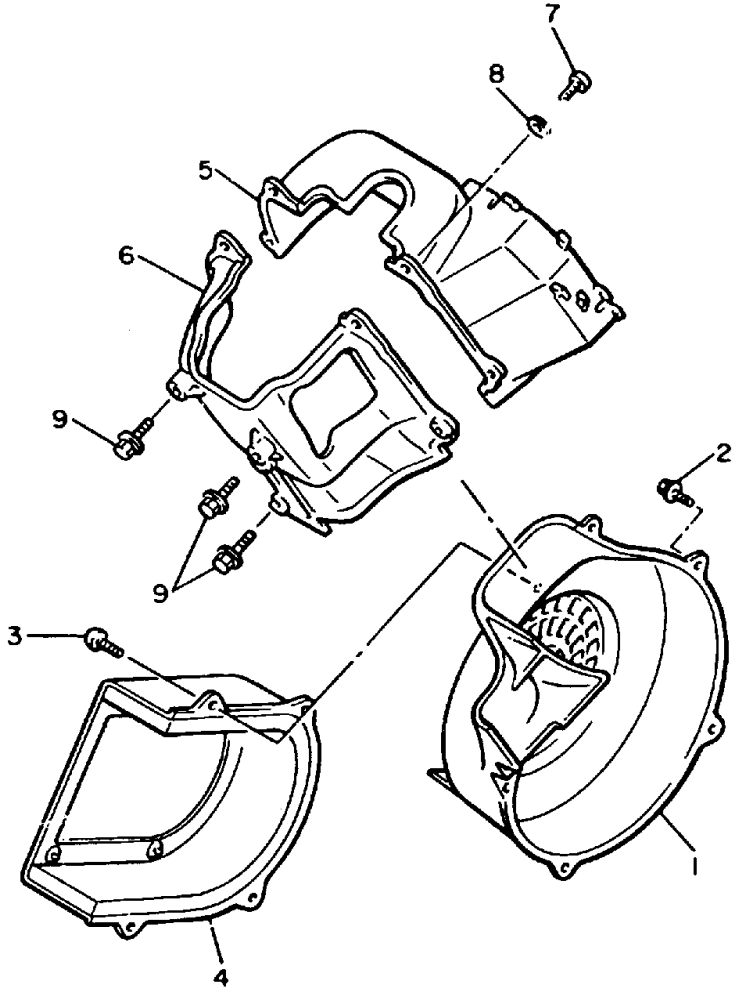


Ref. No.	Part Number	Description	Qty	Remarks
1	J38-12111-01-00	VALVE, INTAKE	1	
2	J38-12121-01-00	VALVE, EXHAUST	1	
3	90501-264A9-00	SPRING, COMPRESSION	2	
4	J38-12117-01-00	RETAINER, VALVE SPRING ..	2	
5	J38-12118-00-00	COTTER, VALVE	2	
6	J38-12151-01-00	ARM, VALVE ROCKER	1	
7	J38-12161-01-00	ARM, VALVE ROCKER 2	1	
8	J38-12156-00-00	SHAFT, ROCKER 2	1	
9	J38-12154-00-00	ROD, VALVE PUSH	2	
10	J38-12153-00-00	LIFTER, VALVE	2	
11	J38-12171-00-00	CAMSHAFT 1	1	
12	J38-12159-00-00	SCREW, VALVE ADJUSTING ..	2	
13	J38-12152-00-00	SUPPORT, ROCKER ARM	1	
14	95811-06030-00	BOLT, FLANGE	2	
15	91810-09014-00	PIN, DOWEL	2	
16	5H0-12119-00-00	SEAL, VALVE STEM	1	
17	90170-06128-00	NUT	2	



J38100-8030

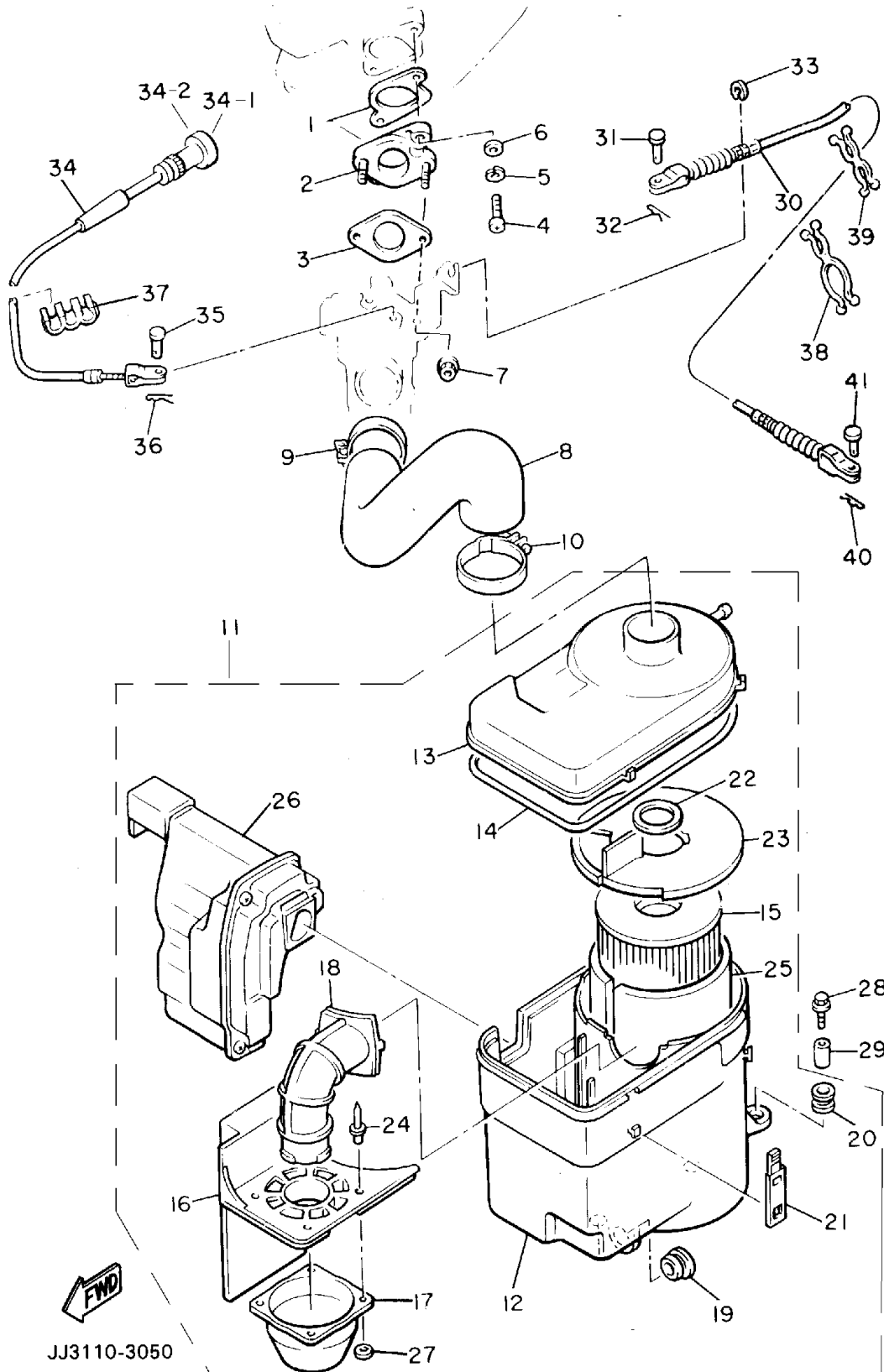
AIR SHROUD - FAN



Ref. No.	Part Number	Description	Qty	Remarks
1	J38-12621-01-00	CASE, FAN	1	
2	95811-06020-00	BOLT, FLANGE	5	
3	97780-60116-00	SCREW, TAPPING	4	
4	J38-12640-00-00	FAN CASE COVER COMP. ...	1	
5	J38-12651-01-00	AIR SHROUD, CYLINDER 1 ...	1	
6	J38-12652-00-00	AIR SHROUD, CYLINDER 2 ...	1	
7	98502-06016-00	SCREW, PAN HEAD (98501-06014-00)	4	
8	92990-06600-00	WASHER, PLATE	4	
9	90109-06513-00	BOLT	4	


J50100-9040

INTAKE

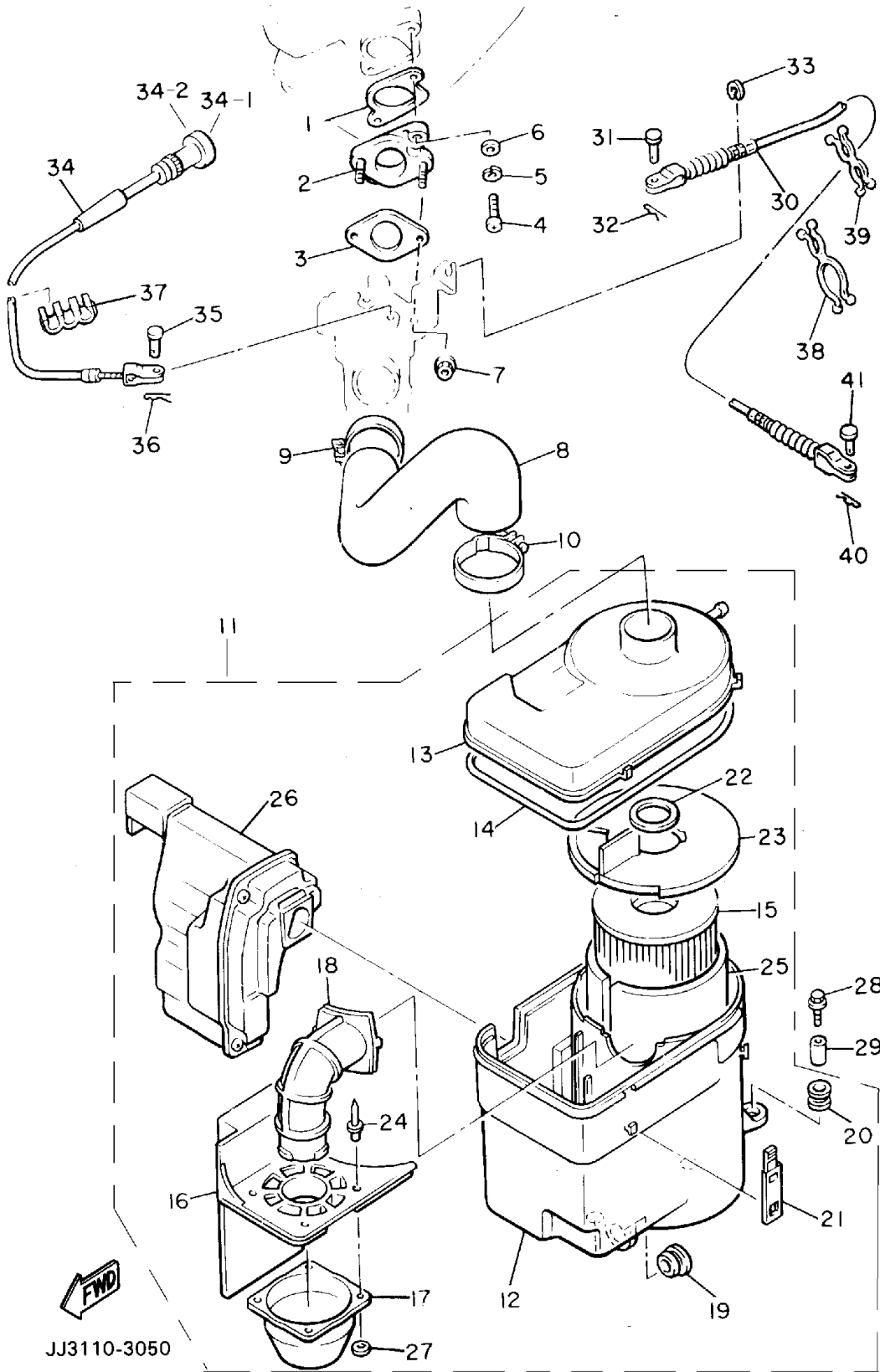


Ref. No.	Part Number	Description	Qty	Remarks
1	J38-13556-01-00	GASKET, MANIFOLD	1	
2	J38-13596-00-00	JOINT, CARBURETOR 2	1	
3	J38-13557-01-00	GASKET	1	
4	98501-06030-00	SCREW, PAN HEAD (92501-06030-00)	2	
5	92995-06100-00	WASHER, SPRING	2	
6	92990-06600-00	WASHER, PLATE	2	
7	95601-06200-00	NUT, U FLANGE	2	
8	J38-14453-01-00	JOINT, AIR CLEANER 1	1	
9	90460-43053-00	CLAMP, HOSE	1	
10	90460-53239-00	CLAMP, HOSE	1	
11	J38-14410-01-00	AIR CLEANER ASSEMBLY 1	1	
12	J38-14411-01-00	. CASE, AIR CLEANER 1	1	
13	J38-14412-01-00	. CAP, CLEANER CASE 1 (J38-14412-00-00)	1	
14	50M-14462-01-00	. SEAL	1	
15	J38-14450-00-00	. ELEMENT ASSEMBLY, AIR CLEANER	1	
16	J38-14484-00-00	. PLATE, CLEANER CASE FITTING	1	
17	J38-14479-00-00	. FUNNEL	1	
18	J38-14419-00-00	. PIPE	1	
19	90480-18277-00	. GROMMET	1	
20	90480-13238-00	. GROMMET	2	
21	J10-14436-00-00	. HOOK	4	
22	J38-14416-00-00	. GASKET, AIR CLEANER	1	
23	J38-1441F-01-00	. PARTITION, AIR CLEANER CASE	1	
24	90267-40073-00	. RIVET, BLIND	4	
25	J10-14417-00-00	. COVER 1	1	

CONTINUED ON NEXT FRAME ►

JJ3110-3050

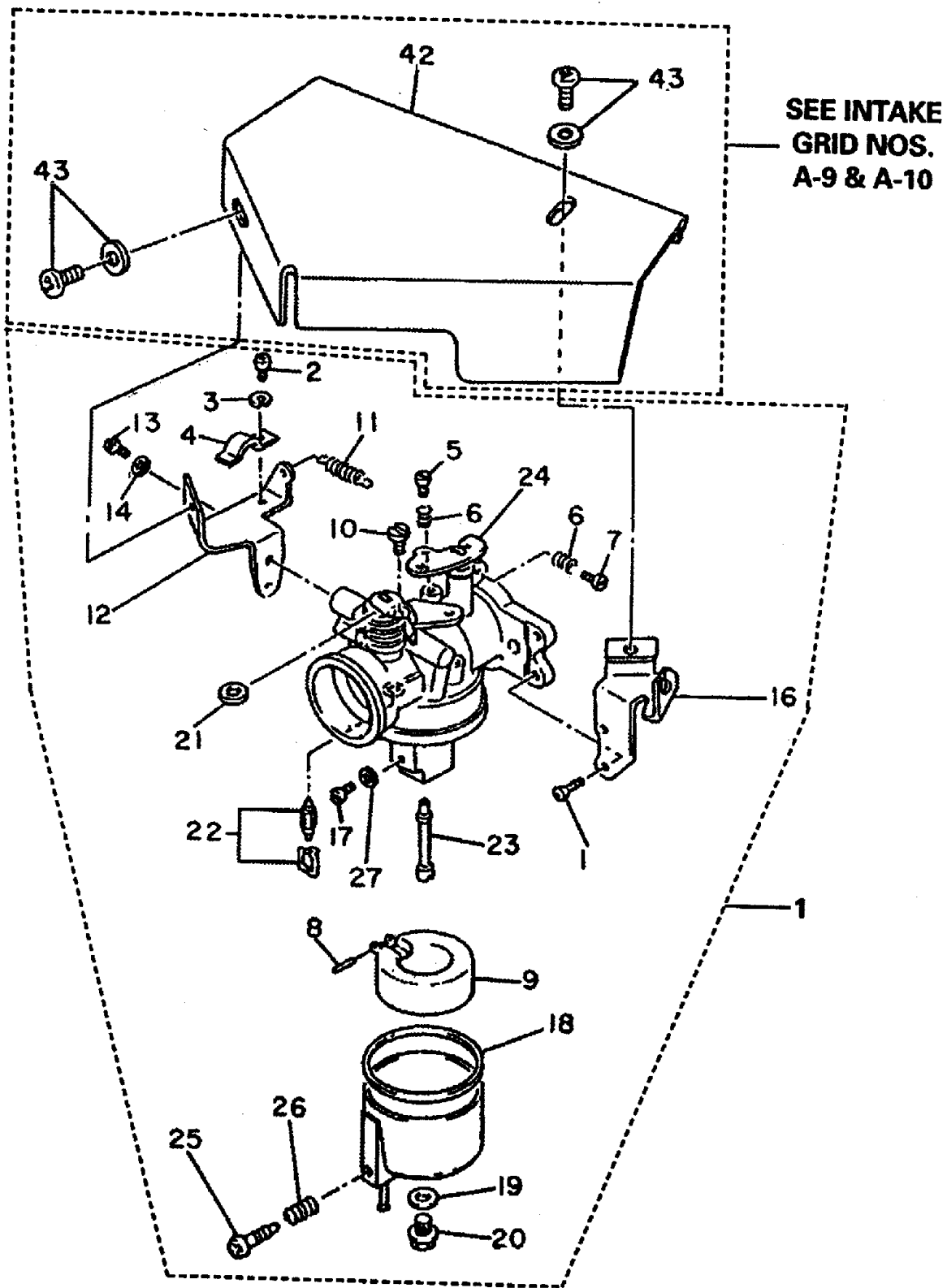
INTAKE



Ref. No.	Part Number	Description	Qty	Remarks
26	J38-1446A-00-00	. SURGE TANK ASSEMBLY ...	1	
27	90201-114E6-00	. WASHER, PLATE	4	
28	90119-06097-00	BOLT, WITH WASHER	2	
29	90387-07390-00	COLLAR	2	
30	J38-26312-00-00	CABLE, THROTTLE 2	1	
31	91701-05010-00	PIN, CYLINDER. HEAD	1	
32	90468-10050-00	CLIP	1	
33	99080-07600-00	CIRCLIP (E)	1	
34	JF2-F6331-01-00	CABLE, STARTER 1	1	
35	91701-05010-00	PIN, CYLINDER. HEAD	1	
36	90468-10050-00	CLIP	1	
37	90468-07179-00	CLIP	1	
38	90464-26114-00	CLAMP	1	
39	90464-16115-00	CLAMP	2	
40	90468-10050-00	CLIP	1	
41	91701-05010-00	PIN, CYLINDER. HEAD	1	
42	JG5-E4283-00-00	COVER, CARBURETOR 1	1	
43	90159-05132-00	SCREW, WITH WASHER	2	

JJ3110-3050

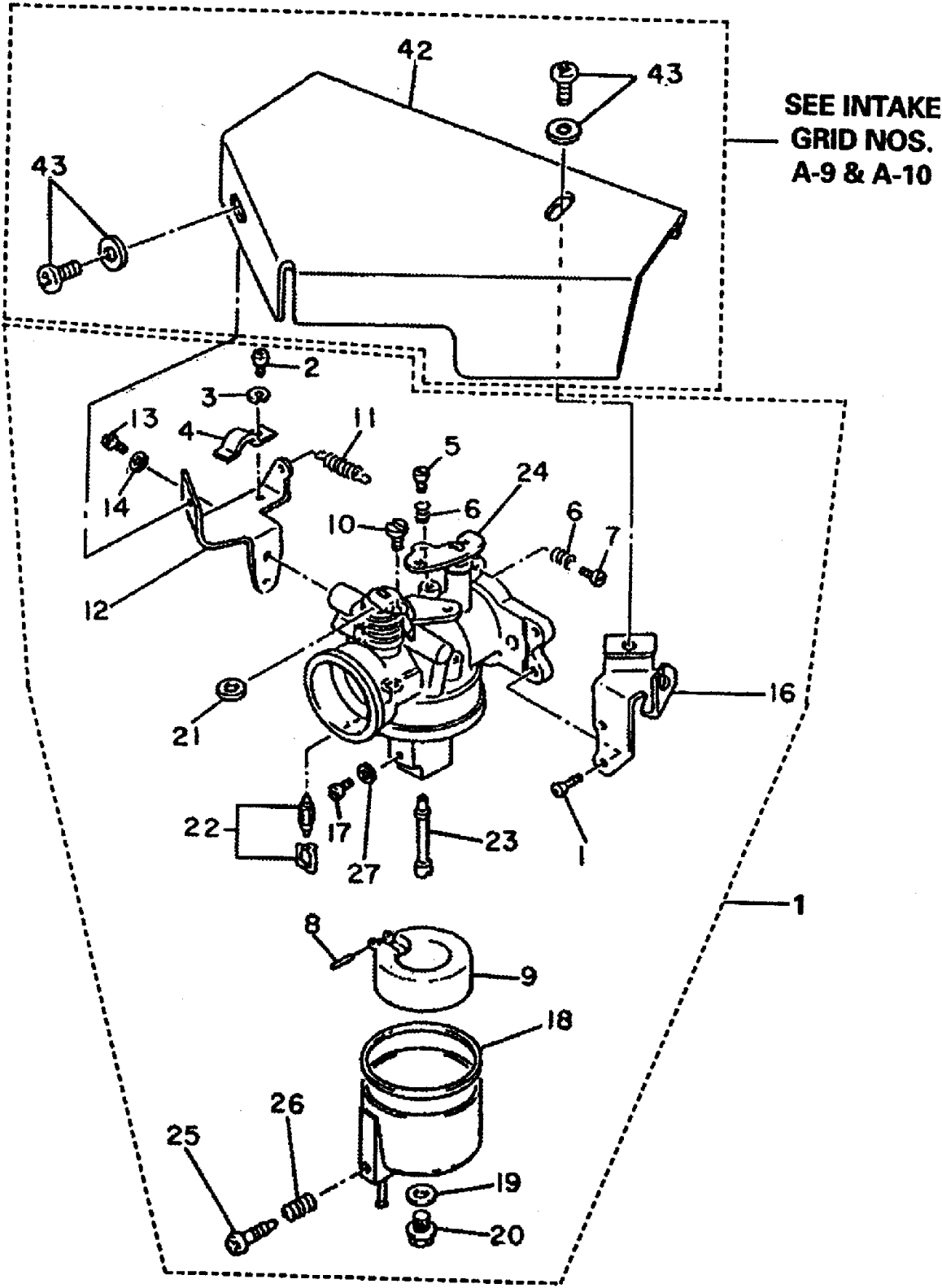
CARBURETOR



Ref. No.	Part Number	Description	Qty	Remarks
1	J38-14101-02-00	CARBURETOR ASSEMBLY 1	1	
2	98501-05010-00	. SCREW, PAN HEAD	1	
3	92990-05100-00	. WASHER, SPRING	1	
4	J38-14243-00-00	. PLATE	1	
5	75G-14211-00-00	. SCREW, PILOT ADJUSTING	1	
6	620-14212-00-00	. SPRING, PILOT ADJUSTING	2	
7	J10-14122-00-00	. SCREW, THROTTLE	1	
8	22F-14186-00-00	. PIN, FLOAT	1	
9	J38-14185-00-00	. FLOAT	1	
10	620-14142-67-00	. JET, PILOT (#67.5)	1	AP
	620-14142-72-00	. JET, PILOT (#72.5)	1	UR STD
11	J38-14133-00-00	. SPRING, THROTTLE STOP	1	
12	JG5-14581-00-00	. BRACKET	1	
13	98580-06010-00	. SCREW, PAN HEAD (92503-06010)	1	
14	92995-06100-00	. WASHER, SPRING	1	
15	98701-05008-00	. SCREW, FLAT HEAD	2	
16	JG5-14291-00-00	. BRACKET 1	1	
17	3G2-1423E-41-00	. JET, MAIN (#103.8)	1	AP FOR HIGH LANDS
	3G2-1423E-42-00	. JET, MAIN (#106.3)	1	UR STD
18	796-14184-00-00	. GASKET, FLOAT CHAMBER	1	
19	127-14198-00-00	. GASKET	1	
20	7R1-14162-00-00	. BOLT, HOLDING	1	
21	J10-14597-00-00	. WASHER	1	
22	J38-14150-00-00	. NEEDLE ASSEMBLY	1	
23	J38-14141-00-00	. NOZZLE, MAIN	1	
24	J38-14202-09-00	. THROTTLE LEVER COMP	1	
25	7E1-14191-00-00	. PLUG, DRAIN	1	
26	73A-14212-00-00	. SPRING	1	

CONTINUED ON NEXT FRAME ➤

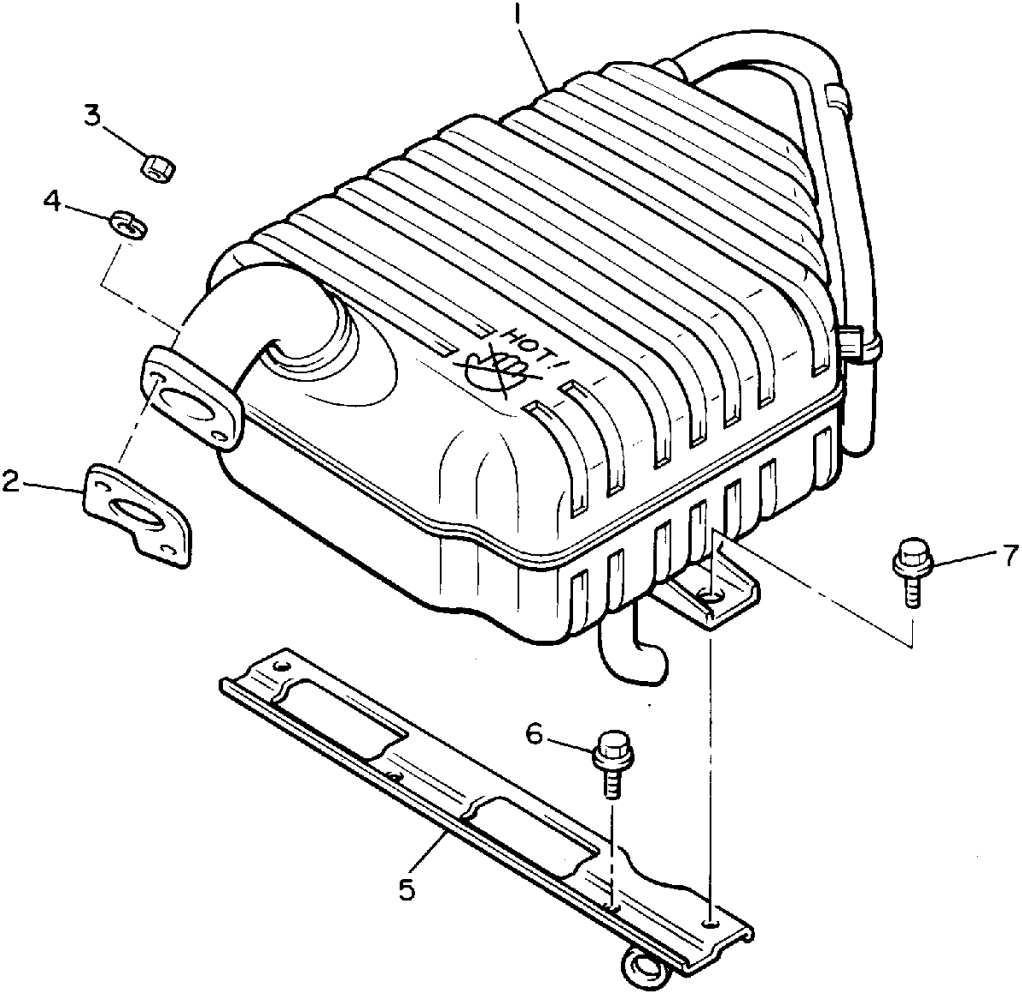
CARBURETOR



Ref. No.	Part Number	Description	Qty	Remarks
27	90159-05132-00	. SCREW, WITH WASHER	2	OPTIONAL PART
	J10-14131-00-00	. SPRING, THROTTLE	1	OPTIONAL PART
	J10-14535-00-00	. BUSHING, THROTTLE SHAFT	1	OPTIONAL PART
	J10-14582-00-00	. ARM, CHOKE	1	OPTIONAL PART
	J38-14218-00-00	. SPRING, LOWER CHOKE	1	OPTIONAL PART
	J38-14589-00-00	. SPRING, UPPER CHOKE	1	OPTIONAL PART
	JG5-14291-00-00	. BRACKET 1	1	OPTIONAL PART
	JG5-14581-00-00	. BRACKET	1	OPTIONAL PART
	JG5-CARBK-IT-94	CARB. COVER KIT- 4	1	OPTIONAL PART
	JG5-E4283-00-00	. COVER, CARBURETOR 1	1	OPTIONAL PART
	JH2-14153-00-00	. WASHER, MAIN JET	1	

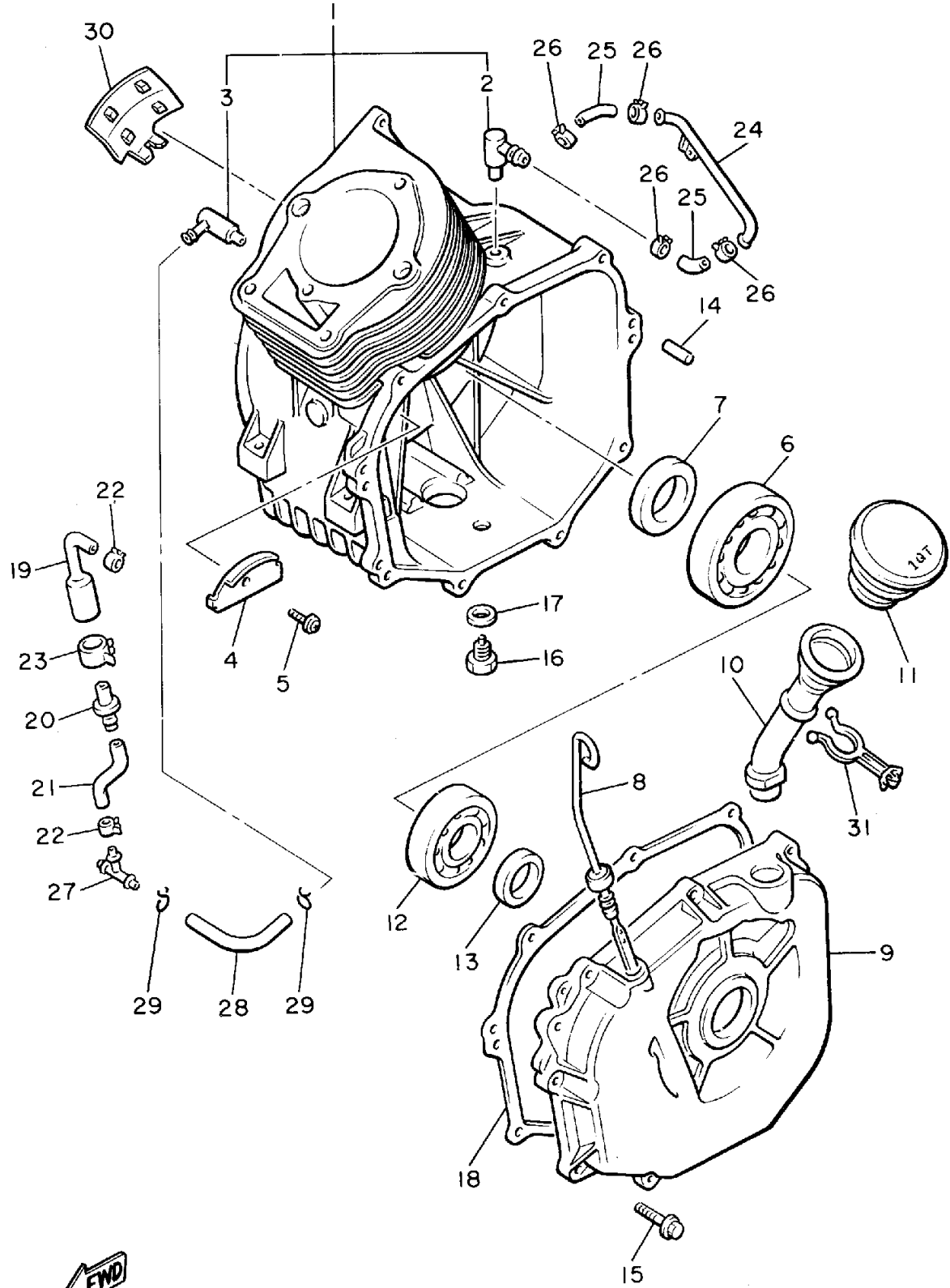
EXHAUST

Ref. No.	Part Number	Description	Qty	Remarks
1	J55-E4710-01-00	MUFFLER ASSEMBLY 1	1	J38-14710-01
2	J38-14613-01-00	GASKET, EXHAUST PIPE	1	
3	95380-08600-00	NUT	2	
4	92990-08100-00	WASHER	2	
5	J38-14771-00-00	STAY, MUFFLER 1	1	
6	95026-10020-00	BOLT, FLANGE	2	
7	90119-08119-00	BOLT, WITH WASHER	2	



JH2010-1070

CRANKCASE

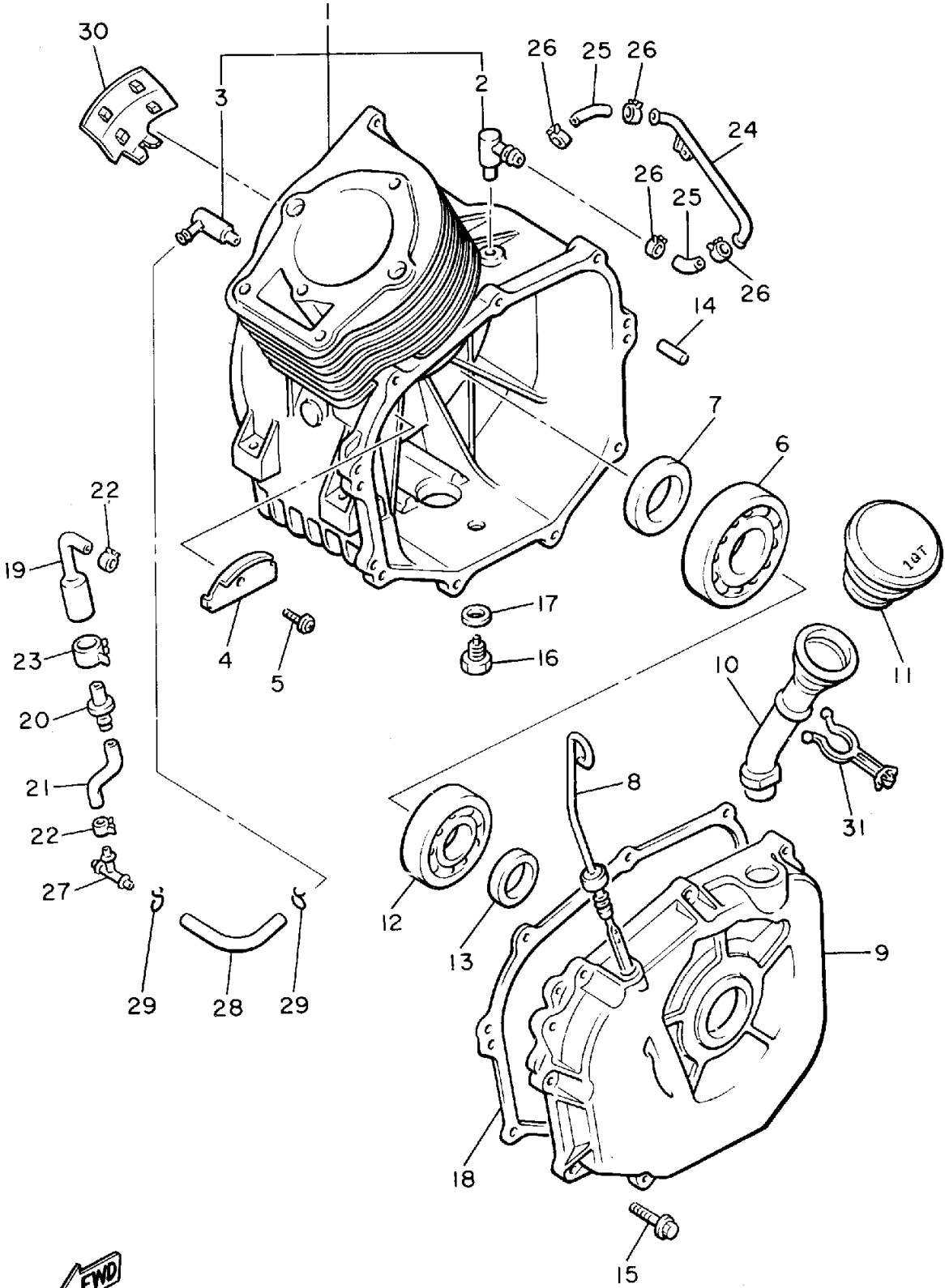


Ref. No.	Part Number	Description	Qty	Remarks
1	J38-15100-02-00	CRANKCASE ASSEMBLY	1	
2	J38-15148-00-00	. NOZZLE 2	1	
3	J38-15155-00-00	. NOZZLE 3	1	
4	J38-15123-00-00	PLATE, BUFFLE 1	1	
5	90159-05117-00	SCREW, w/washer	1	
6	93306-30709-00	BEARING	1	
7	93102-35191-00	OIL SEAL	1	
8	J38-15361-00-00	GAUGE, LEVEL	1	
9	J38-15411-01-00	COVER, CRANKCASE 1	1	
10	J38-15112-00-00	PIPE, OIL	1	
11	J38-15363-00-00	PLUG, OIL	1	
12	93306-30630-00	BEARING	1	
13	93102-30195-00	OIL SEAL	1	
14	93608-12063-00	PIN, DOWEL	2	
15	95811-08035-00	BOLT, FLANGE (95821-08035)	9	
16	97001-12020-00	BOLT	1	
17	812-11198-00-00	GASKET	1	
18	J38-15451-01-00	GASKET,	1	
19	J38-14388-00-00	VALVE, VACUUM CONTROL	1	
20	J38-13115-00-00	CONNECTOR, SUCTION PIPE	1	
21	90445-113E4-00	HOSE	1	
22	90467-10008-00	CLIP	2	
23	90468-08104-00	CLIP	1	
24	J38-13161-00-00	PIPE, DELIVERY 1	1	
25	90445-110E6-00	HOSE	2	
26	90467-10008-00	CLIP	4	
27	807-24376-00-00	PIPE, JOINT 1	1	
28	90445-09073-00	HOSE	1	
29	90467-08017-00	CLIP	2	

CONTINUED ON NEXT FRAME ➤

FWD
J50100-9080

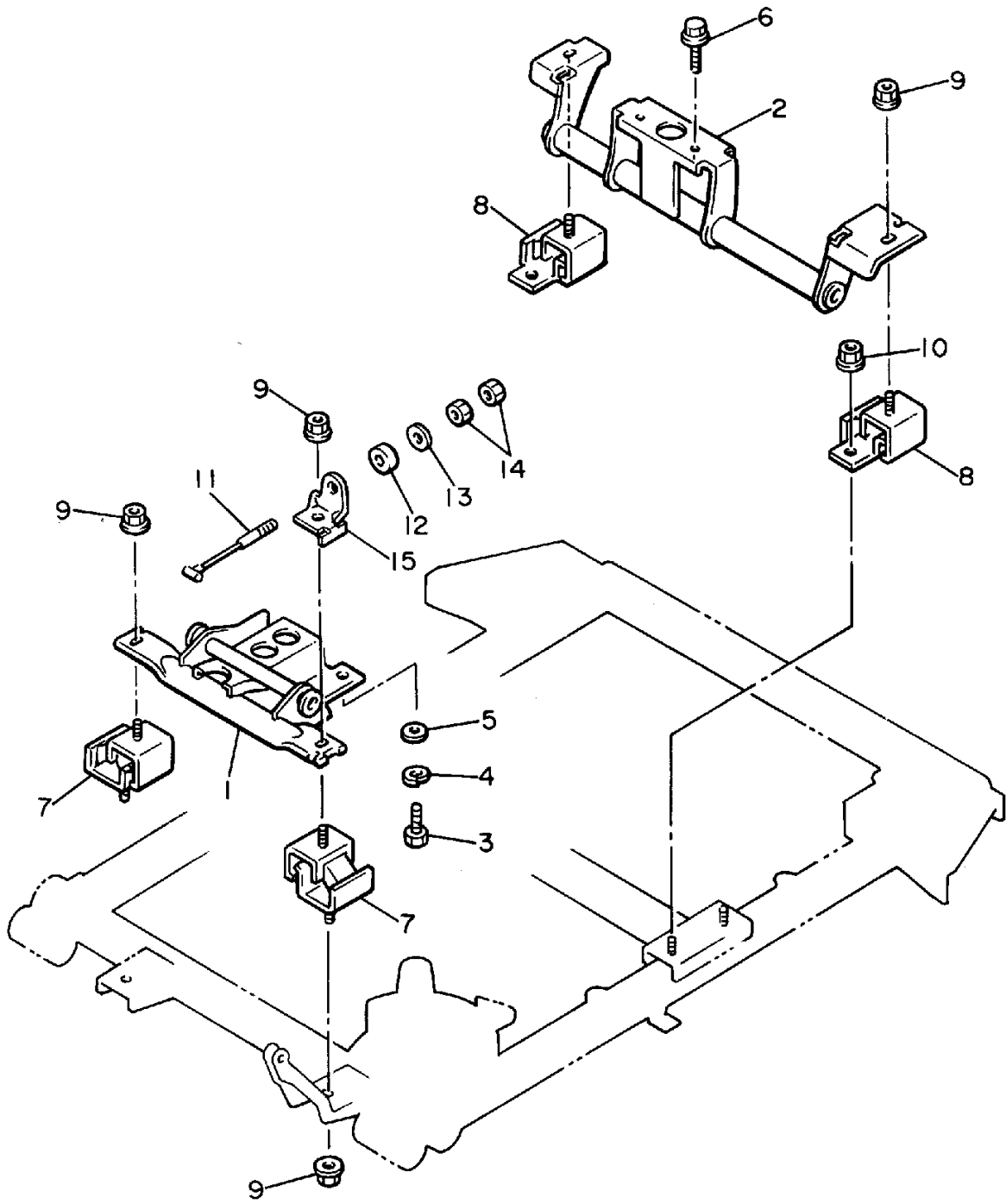
CRANKCASE



Ref. No.	Part Number	Description	Qty	Remarks
30	J38-11355-00-00	SEAL, CYLINDER 1	1	
31	90464-15093-00	CLAMP	1	

J50100-9080

ENGINE BRACKET

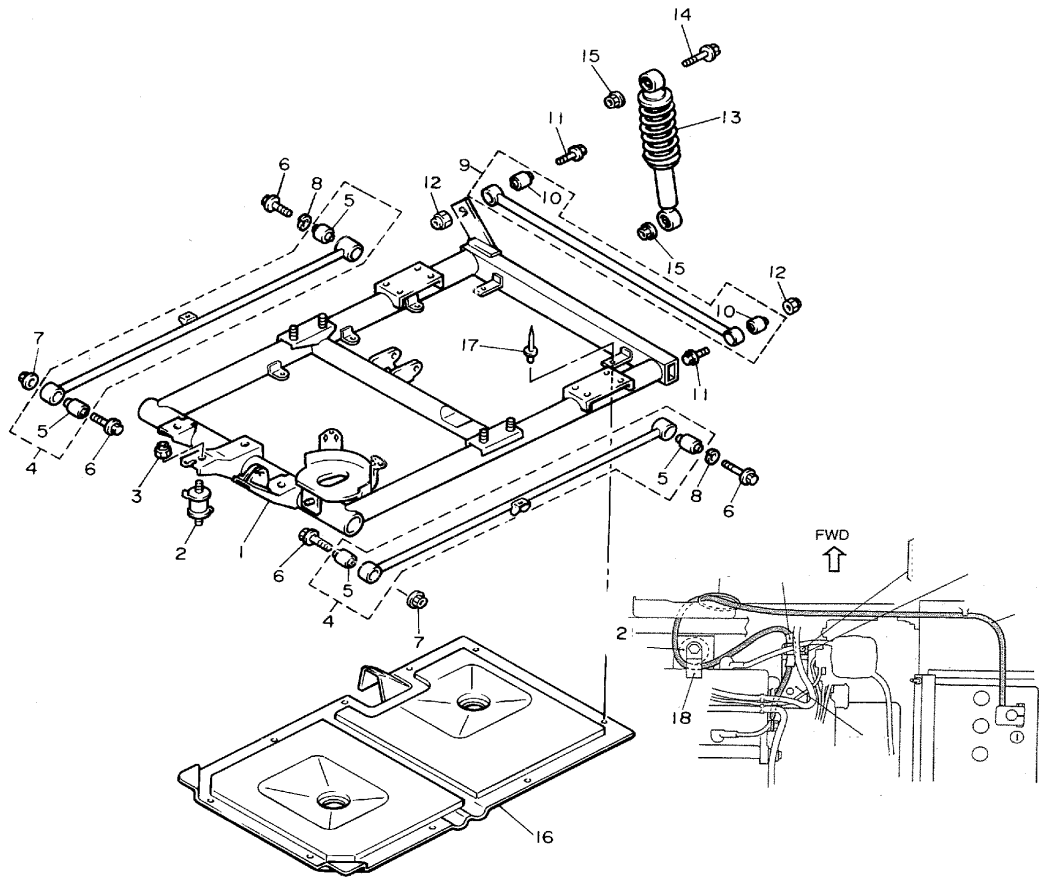


Ref. No.	Part Number	Description	Qty	Remarks
1	J38-21411-02-00	BRACKET, ENGINE 1	1	
2	J55-F1419-00-00	BRACKET, ENGINE 2	1	J38-21419-02
3	97011-10025-00	BOLT	2	
4	92901-10100-00	WASHER, SPRING	2	
5	92990-10600-00	WASHER, PLATE	2	
6	95021-10040-00	BOLT, FLANGE	2	
7	J38-21486-00-00	DAMPER 2	2	
8	J38-21488-00-00	DAMPER	2	
9	95701-10500-00	NUT, FLANGE (95702-10500)	6	
10	95701-08500-00	NUT, FLANGE	4	
11	J31-2217J-01-00	TENSIONER 1	1	
12	J17-2214F-00-00	DAMPER 1	1	
13	90201-06778-00	WASHER, PLATE	1	
14	95380-06600-00	NUT	2	
15	J38-2141A-00-00	BRACKET 1	1	



J38100-7090

REAR ARM - SUSPENSION

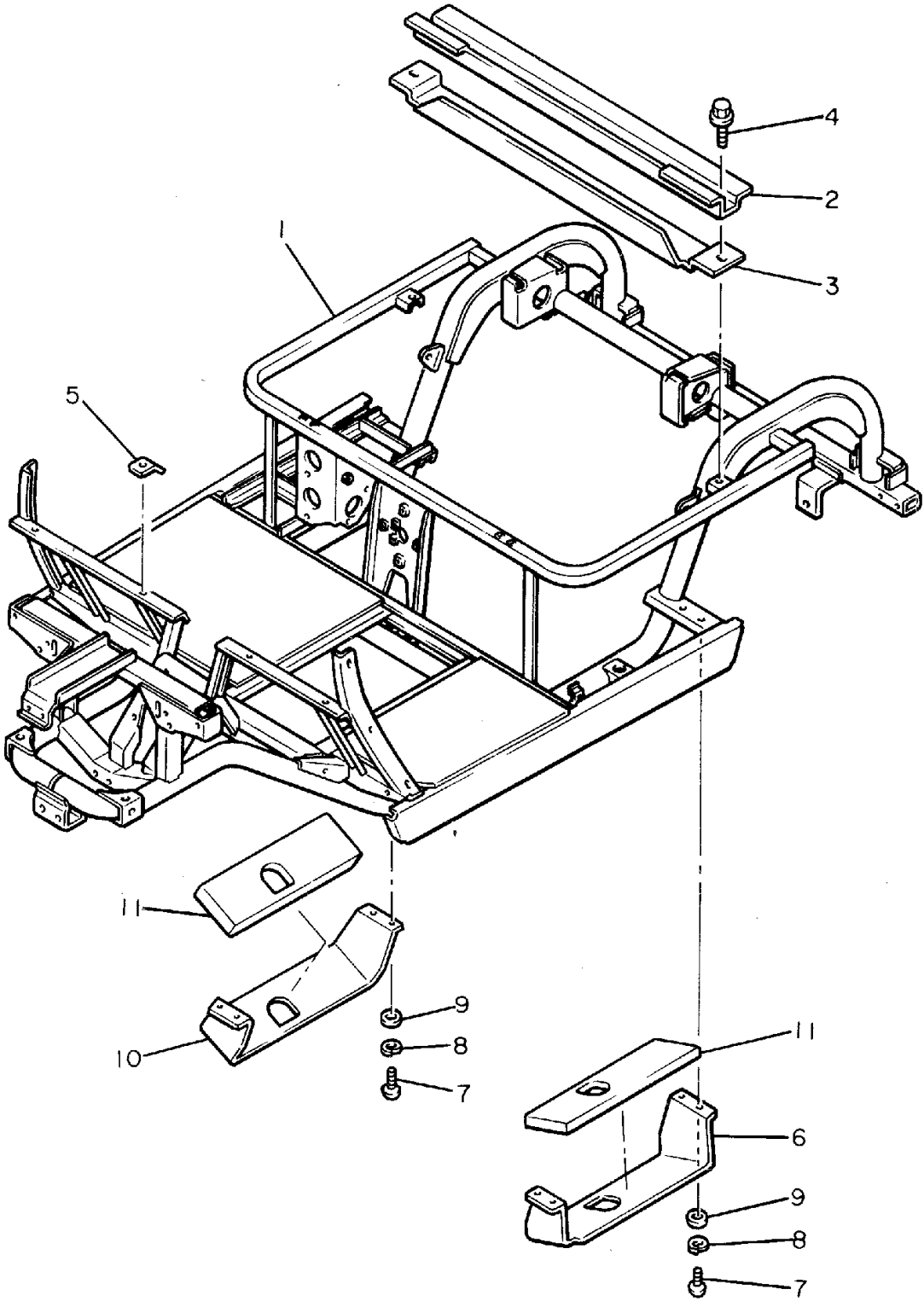


Ref. No.	Part Number	Description	Qty	Remarks
1	JF2-F2110-00-00	REAR ARM COMP.	1	
2	J50-22123-01-00	BUSH 1	1	
3	90185-10115-00	NUT, SELF-LOCKING	2	
4	J50-22171-00-00	ARM, REAR 1	2	
5	J50-22124-00-00	. BUSH 2	2	
6	95812-12065-00	BOLT, FLANGE	4	
7	90185-12072-00	NUT, SELF-LOCKING	2	
8	92901-12100-00	WASHER, SPRING	2	
9	JF2-22172-00-00	ARM, REAR 2	1	
10	J50-22124-00-00	. BUSH 2	2	
11	95812-12065-00	BOLT, FLANGE	2	
12	90185-12072-00	NUT, SELF-LOCKING	2	
13	JF2-22210-01-00	SHOCK ABSORBER ASSEMBLY, REAR	2	
14	95812-12065-00	BOLT, FLANGE	2	
15	90185-12072-00	NUT, SELF-LOCKING	4	
16	J55-F2130-00-00	ARM SUB COMP 1	1	
17	90267-40131-00	RIVET, BLIND	9	
18	90461-10091-00	CLAMP	1	



JF2100-0100

FRAME



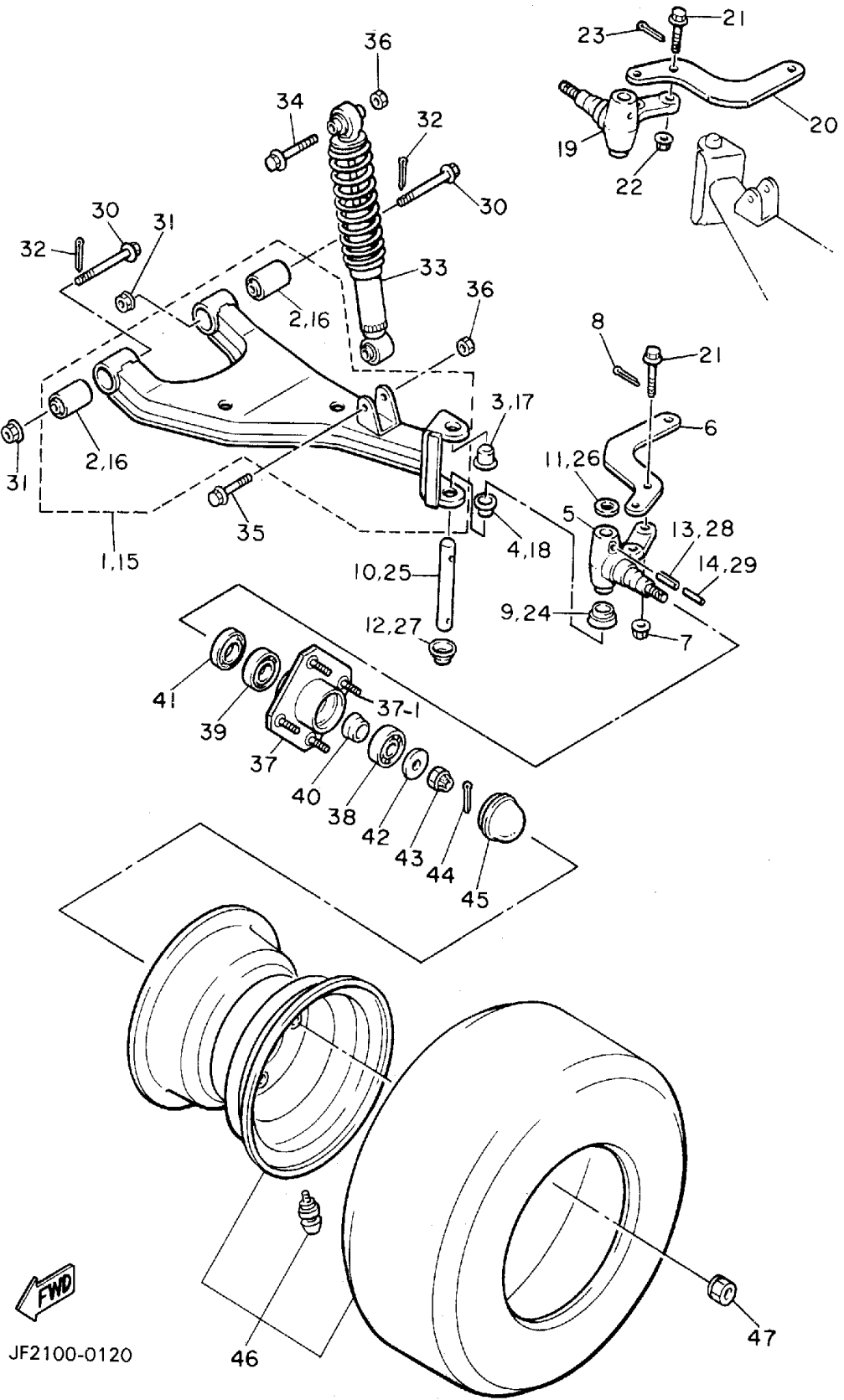
Ref. No.	Part Number	Description	Qty	Remarks
1	JF2-F2501-11-00	FRAME COMP.	1	
2	JF2-F254R-00-00	SUPPORT, BODY MOUNTING .	1	
3	JF2-K8266-00-00	PLATE, BODY PROTECT 6 ...	1	
4	95811-08016-00	BOLT, FLANGE	2	
5	JF2-7814A-00-00	SEAL, BODY UPPER	4	
6	JF2-F2592-00-00	PLATE 1	1	
7	98580-05012-00	SCREW, PAN HEAD	8	
8	92990-05100-00	WASHER, SPRING	8	
9	92901-05600-00	WASHER, PLATE	8	
10	JF2-F2593-00-00	PLATE 2	1	
11	JF2-K825H-00-00	PAD, SILENCER 4	2	



JF2100-0110

FRONT SUSPENSION - WHEEL

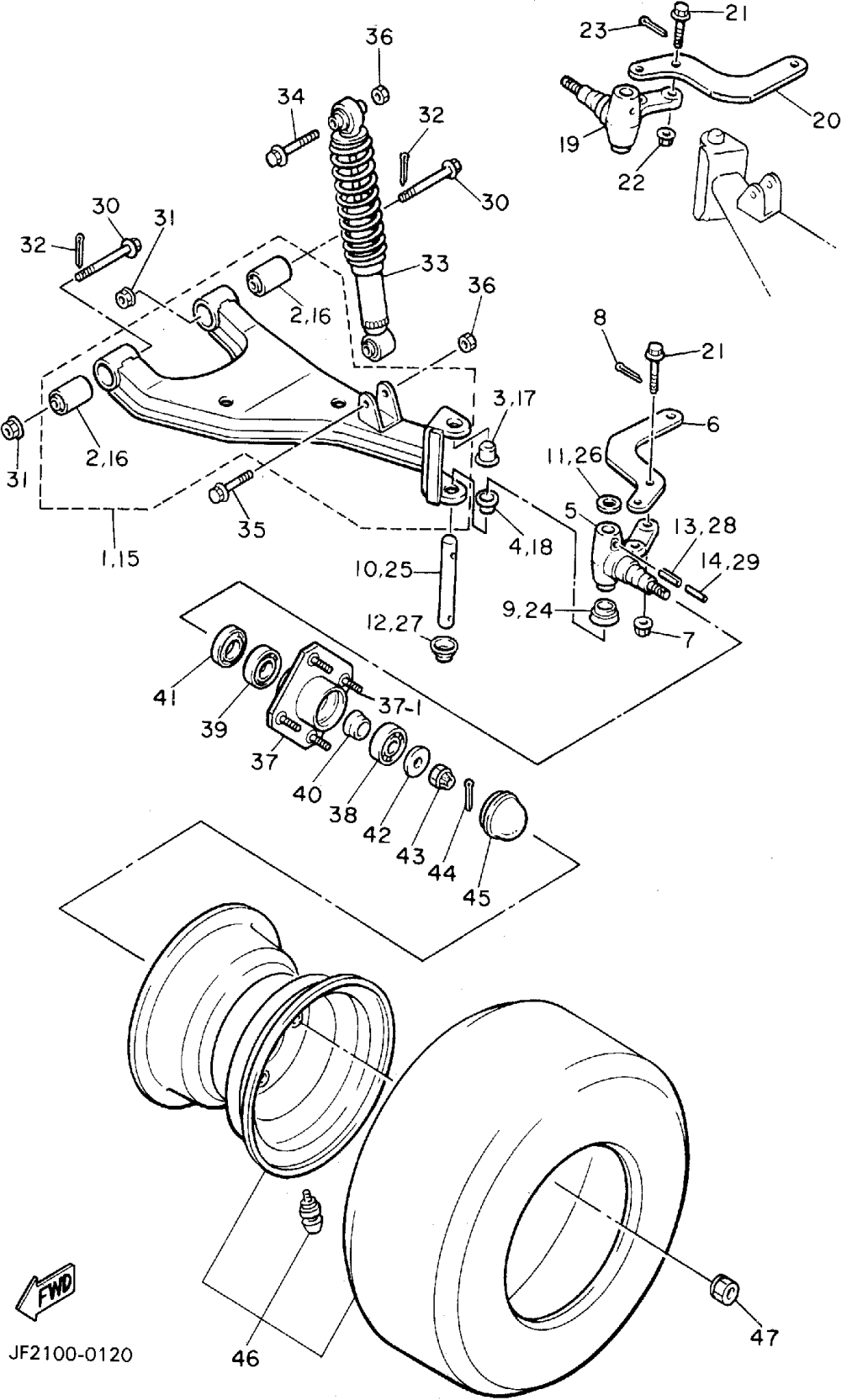
Ref. No.	Part Number	Description	Qty	Remarks
1	JF2-F3570-00-00	FRONT LOWER ARM COMP. (LEFT)	1	
2	J38-23526-00-00	. BUSH	2	
3	90338-17225-00	PLUG	1	
4	90386-15139-00	BUSH	1	
5	J38-23511-01-00	KNUCKLE, STEERING 1	1	
6	J38-23512-02-00	ARM, KNUCKLE 1	1	
7	90185-10115-00	NUT, SELF-LOCKING	2	
8	91401-25020-00	PIN, COTTER	2	
9	J38-23527-00-00	SEAL, DUST	1	
10	J38-23516-00-00	PIN, STEERING KNUCKLE	1	
11	90201-156J2-00	WASHER, PLAIN	1	
12	J38-23528-00-00	SEAL, DUST	1	
13	91609-60028-00	PIN, SPRING	1	
14	91609-35028-00	PIN, SPRING	1	
15	JF2-F3580-00-00	FRONT LOWER ARM COMP. (RIGHT)	1	
16	J38-23526-00-00	. BUSH	2	
17	90338-17225-00	PLUG	1	
18	90386-15139-00	BUSH	1	
19	J38-23521-01-00	KNUCKLE, STEERING 2	1	
20	J38-23512-02-00	ARM, KNUCKLE 1	1	
21	90105-10360-00	BOLT, FLANGE	4	
22	90185-10115-00	NUT, SELF-LOCKING	2	
23	91401-25020-00	PIN, COTTER	2	
24	J38-23527-00-00	SEAL, DUST	1	
25	J38-23516-00-00	PIN, STEERING KNUCKLE	1	
26	90201-156J2-00	WASHER, PLAIN	1	
27	J38-23528-00-00	SEAL, DUST	1	



CONTINUED ON NEXT FRAME ►

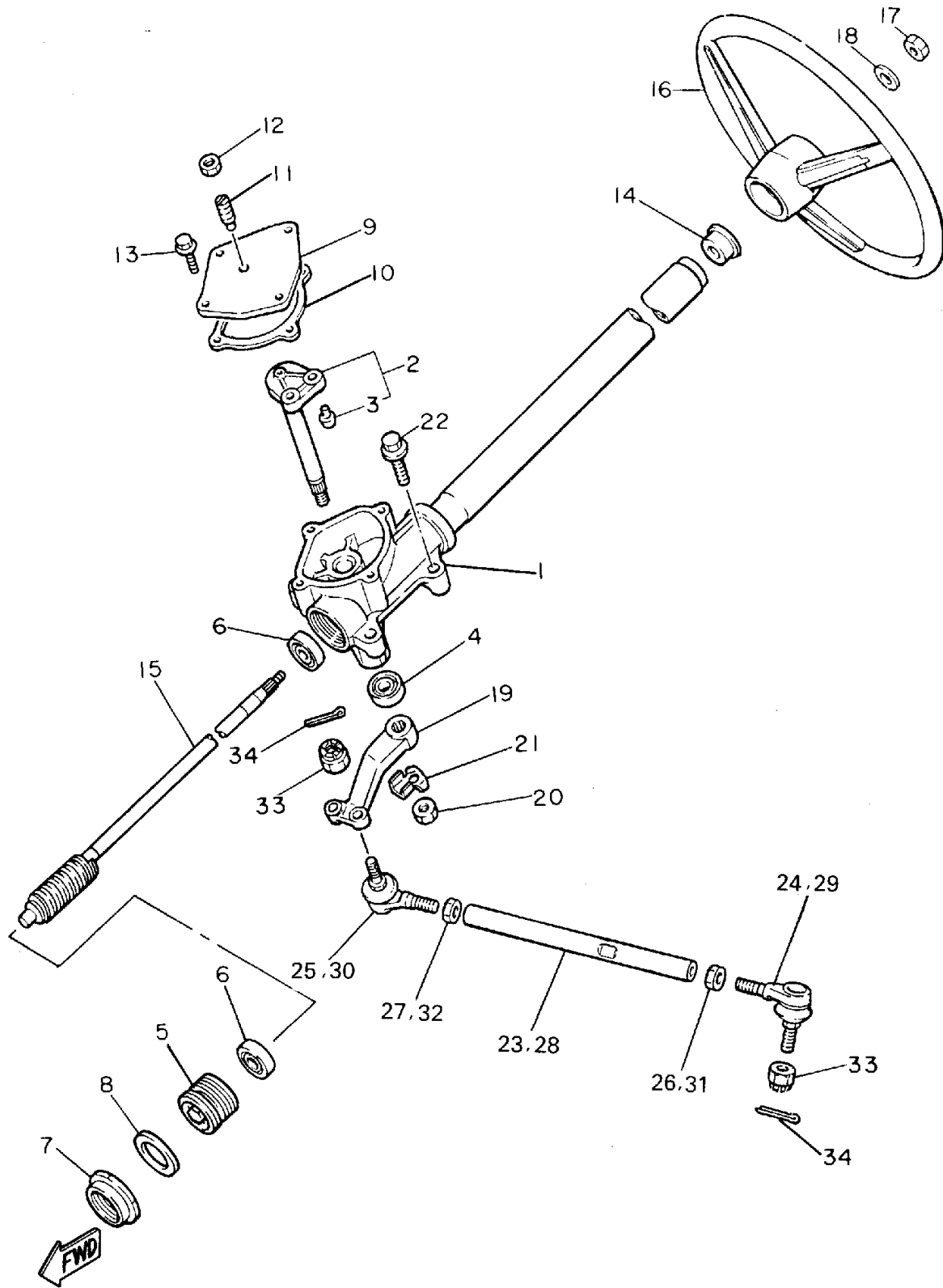
FRONT SUSPENSION - WHEEL

Ref. No.	Part Number	Description	Qty	Remarks
28	91609-60028-00	PIN, SPRING	1	
29	91609-35028-00	PIN, SPRING	1	
30	90105-10357-00	BOLT, FLANGE	4	
31	90185-10115-00	NUT, SELF-LOCKING	4	
32	91401-25020-00	PIN, COTTER	4	
33	JF2-23350-02-00	SHOCK ABSORBER ASSEMBLY	2	
34	97002-10065-00	BOLT	2	
35	97012-10050-00	BOLT (97002-10050-00)	2	
36	95601-10100-00	NUT, U (95602-10100-00)	4	
37	JG5-WF511-00-00	HUB	2	
38	93306-20437-00	BEARING	2	
39	93306-00511-00	BEARING	2	
40	90387-241M7-00	COLLAR	2	
41	93102-30083-00	SEAL, OIL	2	
42	90209-32271-00	WASHER	2	
43	95601-14100-00	NUT, U (95602-14100-00)	2	
44	91401-25020-00	PIN, COTTER	2	
45	J17-25118-00-00	COVER, HUB DUST	2	
46	JG5-F5100-10-00	REAR WHEEL ASSEMBLY ...	2	
47	90179-12262-00	NUT	8	



JF2100-0120

STEERING

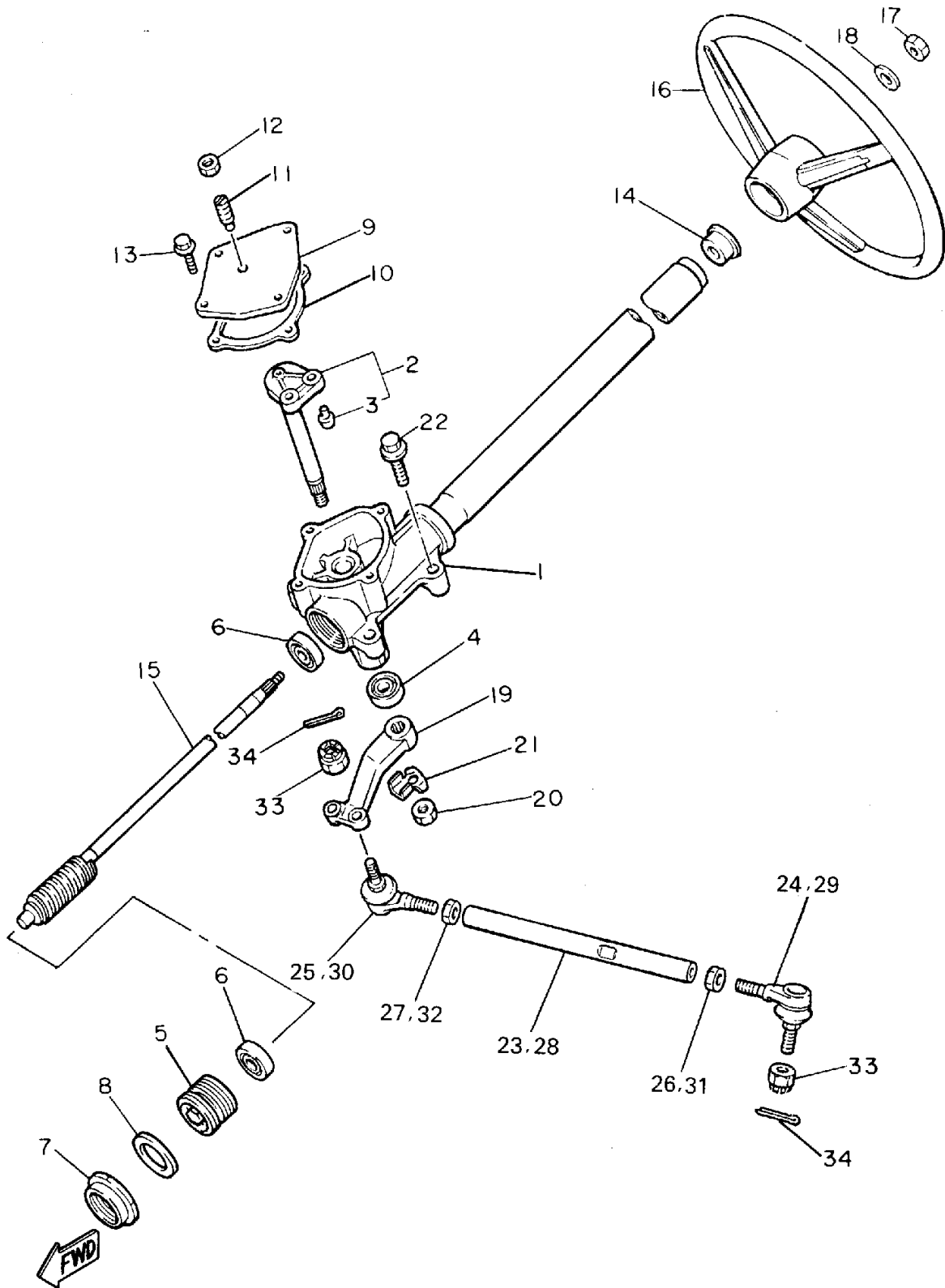


JJ3110-3130

Ref. No.	Part Number	Description	Qty	Remarks
1	JG5-F3811-00-00	COLUMN, STEERING	1	
2	J38-23816-00-00	ARM, PITMAN	1	
3	J38-23836-00-00	. PIN, PITMAN	2	
4	93102-22314-00	SEAL, OIL	1	
5	J55-F3876-00-00	BOLT	1	
6	93332-00010-00	BEARING	2	
7	J10-23877-00-00	NUT	1	
8	J10-23444-00-00	WASHER	1	
9	J55-23818-00-00	COVER, STEERING	1	
10	J38-23462-00-00	SEAL, STEERING (J38-23462-01-00)	1	
11	J10-23459-00-00	BOLT	1	
12	90170-08024-00	NUT, HEX.	1	
13	95811-06020-00	BOLT, FLANGE	4	
14	J38-23814-00-00	HOLDER, HANDLE UPPER	1	
15	J10-23840-00-00	STEERING SHAFT	1	
16	JF2-F3838-00-00	WHEEL, STEERING	1	
17	90185-12119-00	NUT, SELF-LOCKING	1	
18	92990-12200-00	WASHER, PLAIN	1	
19	J38-23826-01-00	ARM, IDLER	1	
20	95701-16300-00	NUT, FLANGE	1	
21	90215-16252-00	WASHER, TONGUE	1	
22	95811-10050-00	BOLT, FLANGE (95812-10050-00)	4	
23	J38-23831-02-00	ROD, TIE	1	
24	J38-23841-01-00	JOINT, UNIVERSAL 1	1	
25	J38-23845-01-00	JOINT, UNIVERSAL 2	1	
26	90170-12055-00	NUT	1	
27	90170-12054-00	NUT	1	

CONTINUED ON NEXT FRAME ►

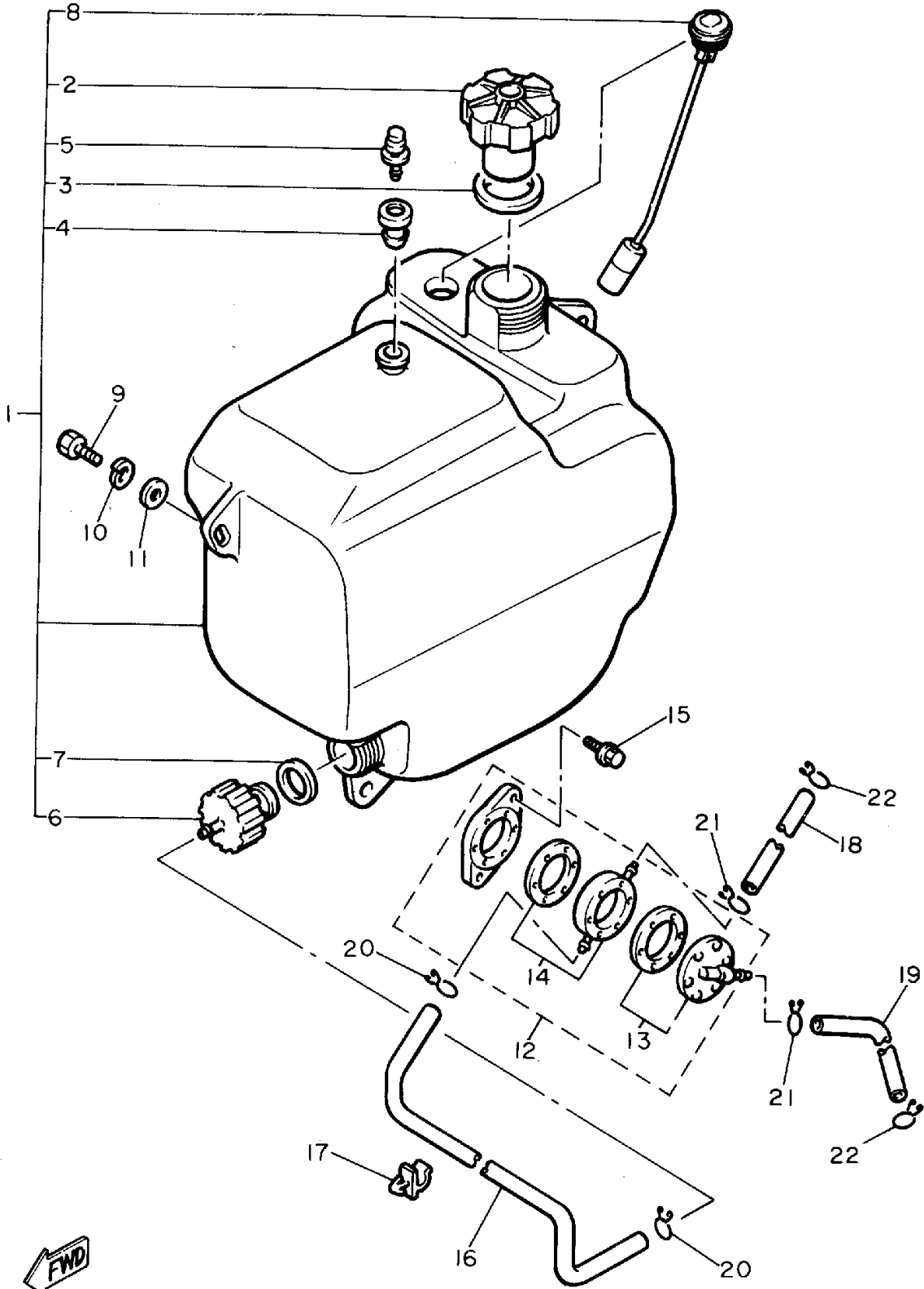
STEERING



Ref. No.	Part Number	Description	Qty	Remarks
28	J38-23837-02-00	ROD, TIE 2	1	
29	J38-23841-01-00	JOINT, UNIVERSAL 1	1	
30	J38-23845-01-00	JOINT, UNIVERSAL 2	1	
31	90170-12055-00	NUT	1	
32	90170-12054-00	NUT	1	
33	95601-10100-00	NUT, U (95602-10100-00)	4	
34	91401-25020-00	PIN, COTTER	4	
	G8A-PARTS-BO-AR	ASSEMBLY, HARDWARE (G8-A)		OPTIONAL PARTG8-A

JJ3110-3130

FUEL TANK

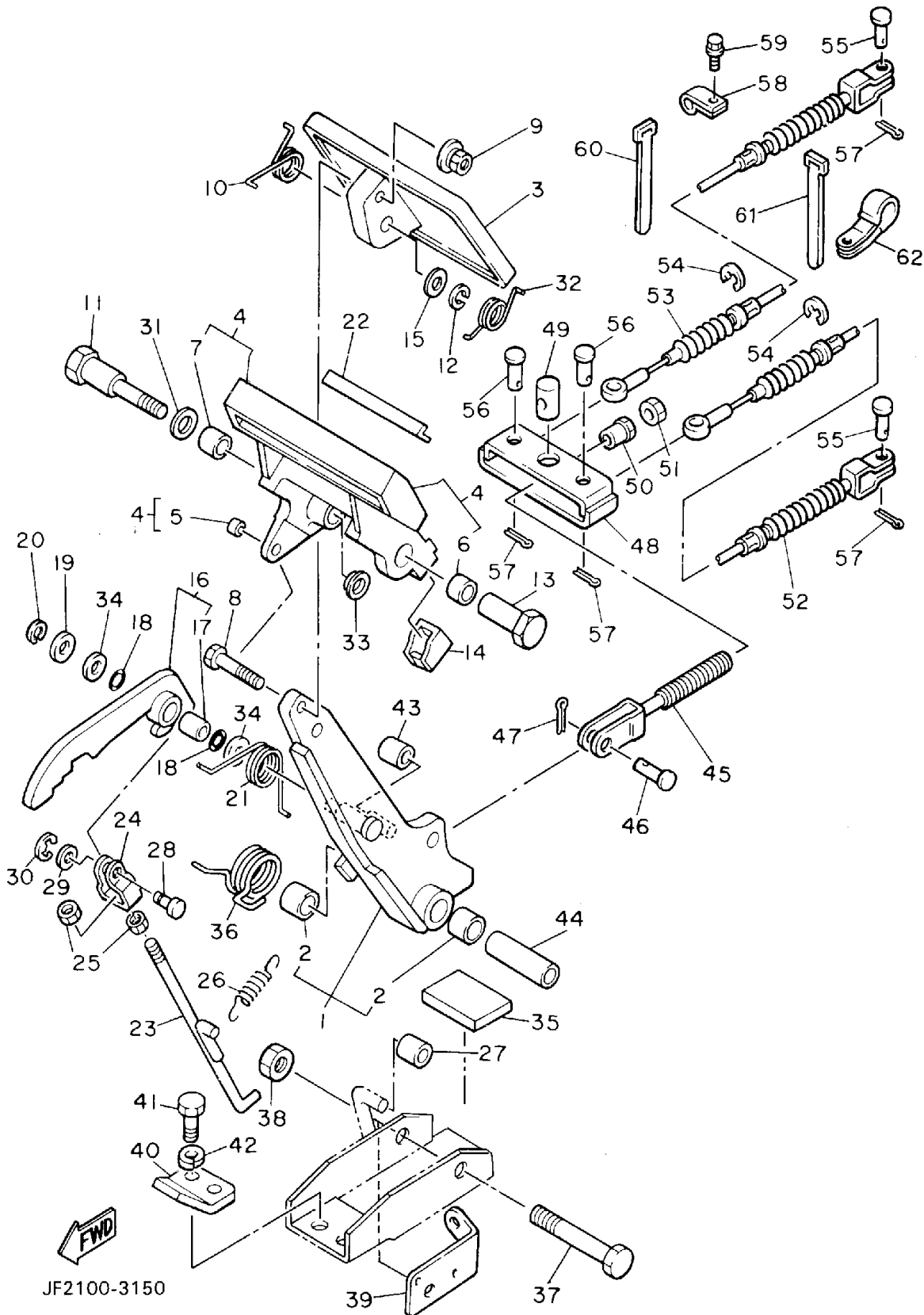


Ref. No.	Part Number	Description	Qty	Remarks
1	JF2-F4110-01-00	FUEL TANK COMP.	1	
2	J24-24620-01-00	. BODY CAP ASSEMBLY	1	
3	J10-24612-00-00	. GASKET, CAP	1	
4	JF2-21773-01-00	. GROMMET	1	
5	J24-24460-01-00	. RELEASE VALVE ASSEMBLY. .	1	
6	8R4-24560-00-00	. FILTER ASSEMBLY.	1	
7	8F3-24564-00-00	. GASKET	1	
8	JF2-85710-00-00	. FUEL LEVEL GAUGE ASSEMBLY	1	
9	97313-08020-00	BOLT, HEXAGON	3	
10	92902-08100-00	WASHER, SPRING	3	
11	90201-08748-00	WASHER, PLATE	3	
12	JF2-24410-20-00	FUEL PUMP ASSEMBLY	1	
13	J38-24452-10-00	. COVER	1	
14	38W-W1391-01-00	. FUEL PUMP SEAL SET	1	
15	95811-06016-00	BOLT, FLANGE (95822-06016) .	2	
16	JF2-24311-00-00	PIPE, FUEL 1	1	
17	90464-11074-00	CLAMP	2	
18	90445-09304-00	HOSE	1	
19	90445-09078-00	HOSE	1	
20	90467-11009-00	CLIP	2	
21	90467-08017-00	CLIP	2	
22	90467-08017-00	CLIP	2	



JF2100-0140

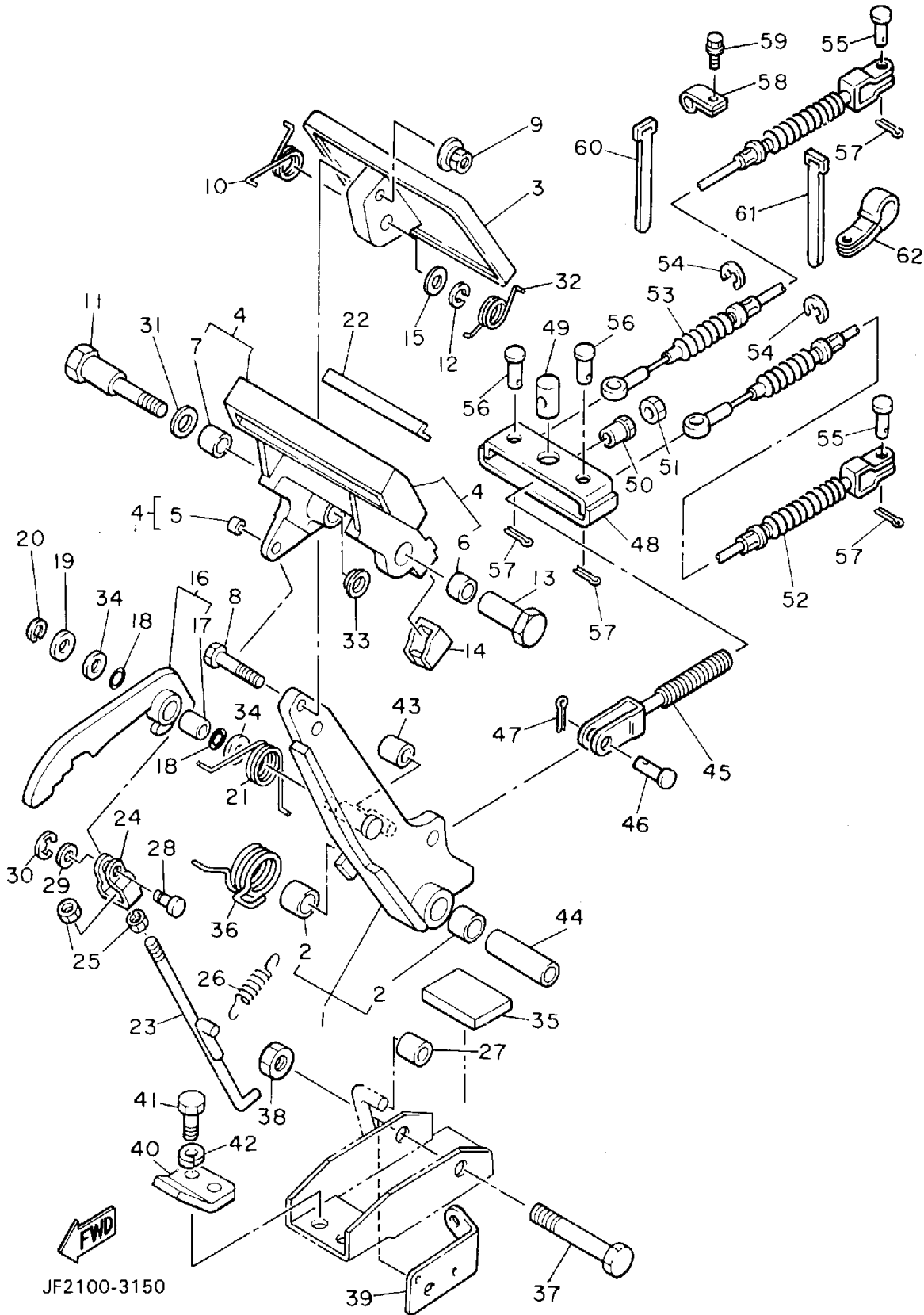
BRAKE PEDAL ASSEMBLY



Ref. No.	Part Number	Description	Qty	Remarks
1	J46-27250-02-00	BRAKE ARM COMP.	1	
2	90384-14080-00	. BUSH, BIMETAL	2	
3	J10-27211-00-00	PEDAL, BRAKE	1	
4	J17-25670-01-00	PARKING PEDAL COMP.	1	
5	90384-05163-00	. BUSH, BIMETAL	1	
6	90384-12164-00	. BUSH, BIMETAL	1	
7	90380-12051-00	. BUSH, SOLID	1	
8	90101-06555-00	BOLT, HEX.	1	
9	90179-07564-00	NUT	1	
10	90508-23542-00	SPRING, TORSION	1	
11	90109-08669-00	BOLT	1	
12	92902-08100-00	WASHER, SPRING	1	
13	90179-08378-00	NUT	1	
14	J17-25679-01-00	DAMPER	2	
15	92990-08200-00	WASHER, PLAIN	1	
16	J17-W2561-00-00	SECTOR, PARKING BRAKE ..	1	
17	90384-10162-00	. BUSH, BIMETAL	1	
18	J17-27221-00-00	SEAL, SHAFT	2	
19	92990-10600-00	WASHER, PLATE	1	
20	99080-07600-00	CIRCLIP (E)	1	
21	90508-14548-00	SPRING, TORSION	1	
22	J17-25672-01-00	PAD, PARKING	1	
23	J17-27231-02-00	ROD, BRAKE	1	
24	J17-27232-00-00	END, ROD	1	
25	95380-06700-00	NUT	2	
26	90506-12277-00	SPRING, TENSION	1	
27	J17-25673-00-00	DAMPER, BRAKE	1	
28	J17-27228-00-00	PIN, LINK JOINT	1	
29	92901-05600-00	WASHER, PLATE	1	

CONTINUED ON NEXT FRAME ►

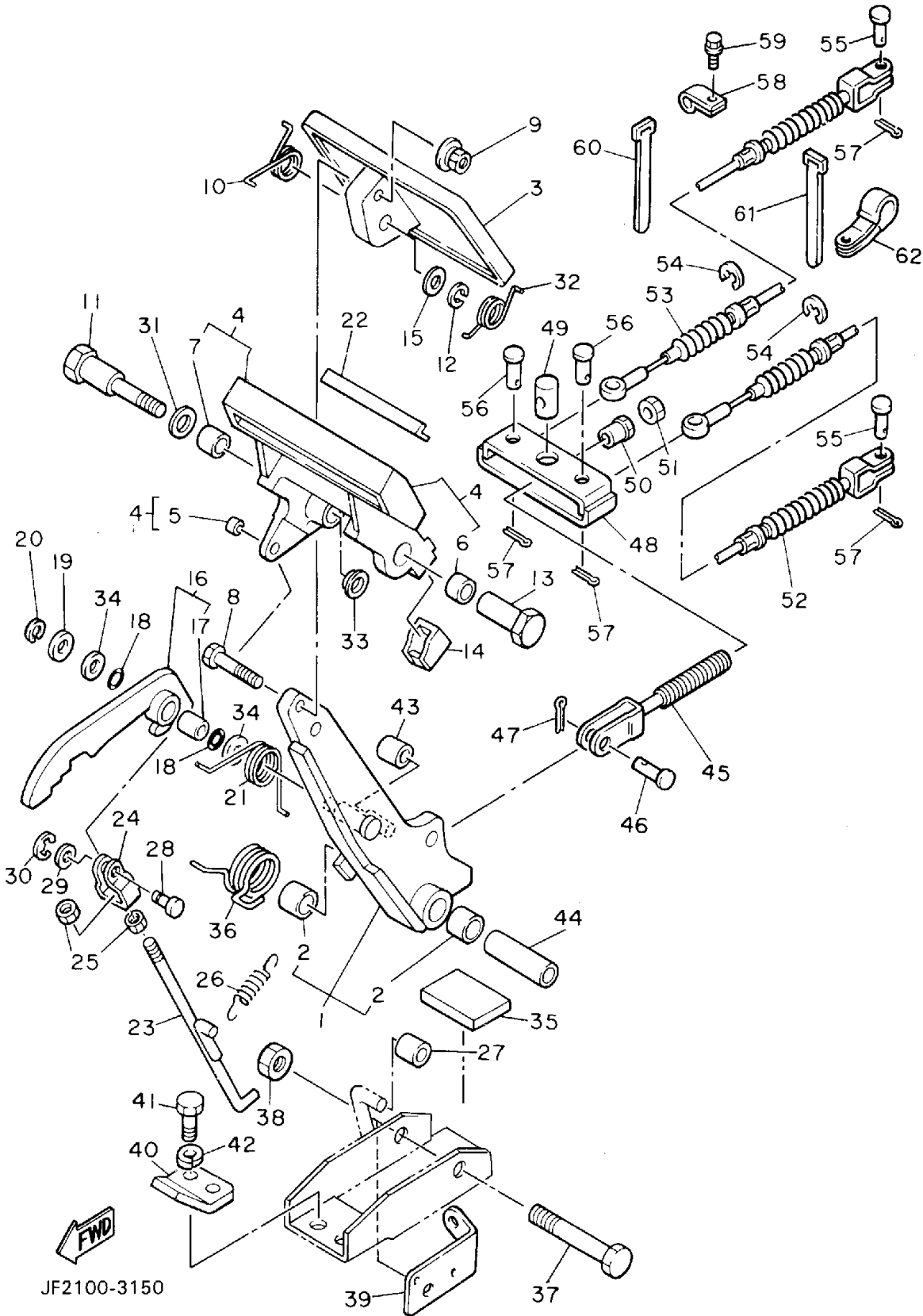
BRAKE PEDAL ASSEMBLY



Ref. No.	Part Number	Description	Qty	Remarks
30	99080-04600-00	CIRCLIP (E)	1	
31	90201-123F2-00	WASHER, PLAIN	1	
32	90508-26557-00	SPRING, TORSION	1	
33	90380-12105-00	BUSH, SOLID	1	
34	90201-104G8-00	WASHER, PLAIN	2	
35	J17-27245-00-00	PAD, BRAKE PEDAL	1	
36	90508-40543-00	SPRING, TORSION	1	
37	90101-10447-00	BOLT, HEX.	1	
38	95601-10100-00	NUT, U (95602-10100-00)	1	
39	J55-2252M-00-00	BRACKET,	1	
40	J17-27246-00-00	NAIL, BRAKE	1	
41	97313-08020-00	BOLT, HEXAGON	2	
42	92902-08100-00	WASHER, SPRING	2	
43	J17-25673-00-00	DAMPER, BRAKE	1	
44	90387-107F8-00	COLLAR	1	
45	JF2-25685-00-00	ROD	1	
46	91701-10022-00	PIN	1	
47	91490-30020-00	PIN, COTTER	1	
48	JF2-25681-00-00	EQUALIZER, BRAKE	1	
49	90249-14129-00	PIN	1	
50	90179-08261-00	NUT	1	
51	95303-08700-00	NUT	1	
52	JF2-F6341-00-00	CABLE, BRAKE	1	
53	JF2-F6351-00-00	CABLE, BRAKE	1	
54	99001-09600-00	CIRCLIP	4	
55	91701-08018-00	PIN	2	
56	91701-08026-00	PIN	2	
57	91490-25020-00	PIN, COTTER	4	
58	90461-12117-00	CLAMP	2	

CONTINUED ON NEXT FRAME ►

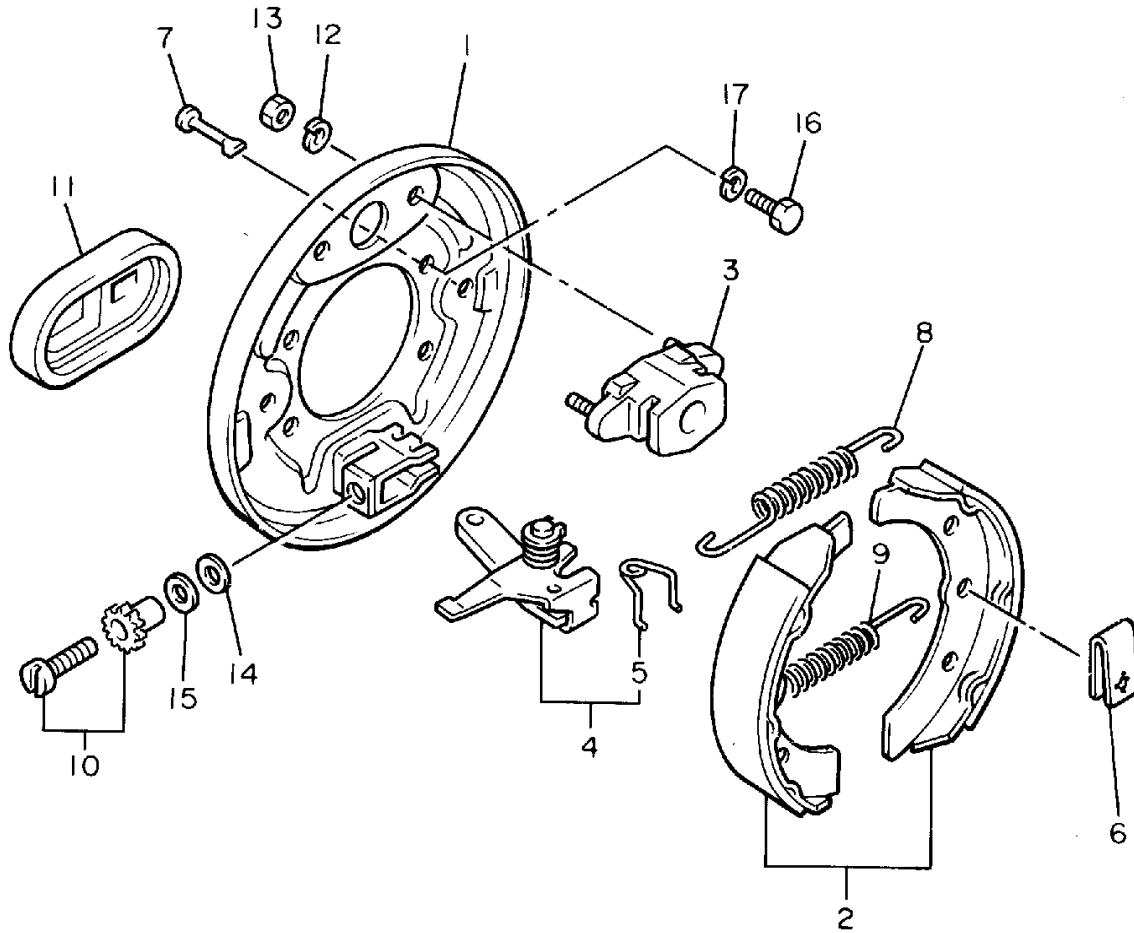
BRAKE PEDAL ASSEMBLY



Ref. No.	Part Number	Description	Qty	Remarks
59	95811-06012-00	BOLT, FLANGE	2	
60	341-26397-01-00	BAND	1	
61	JF2-82591-00-00	BAND	1	
62	90461-08106-00	CLAMP	1	

JF2100-3150

BRAKE 2

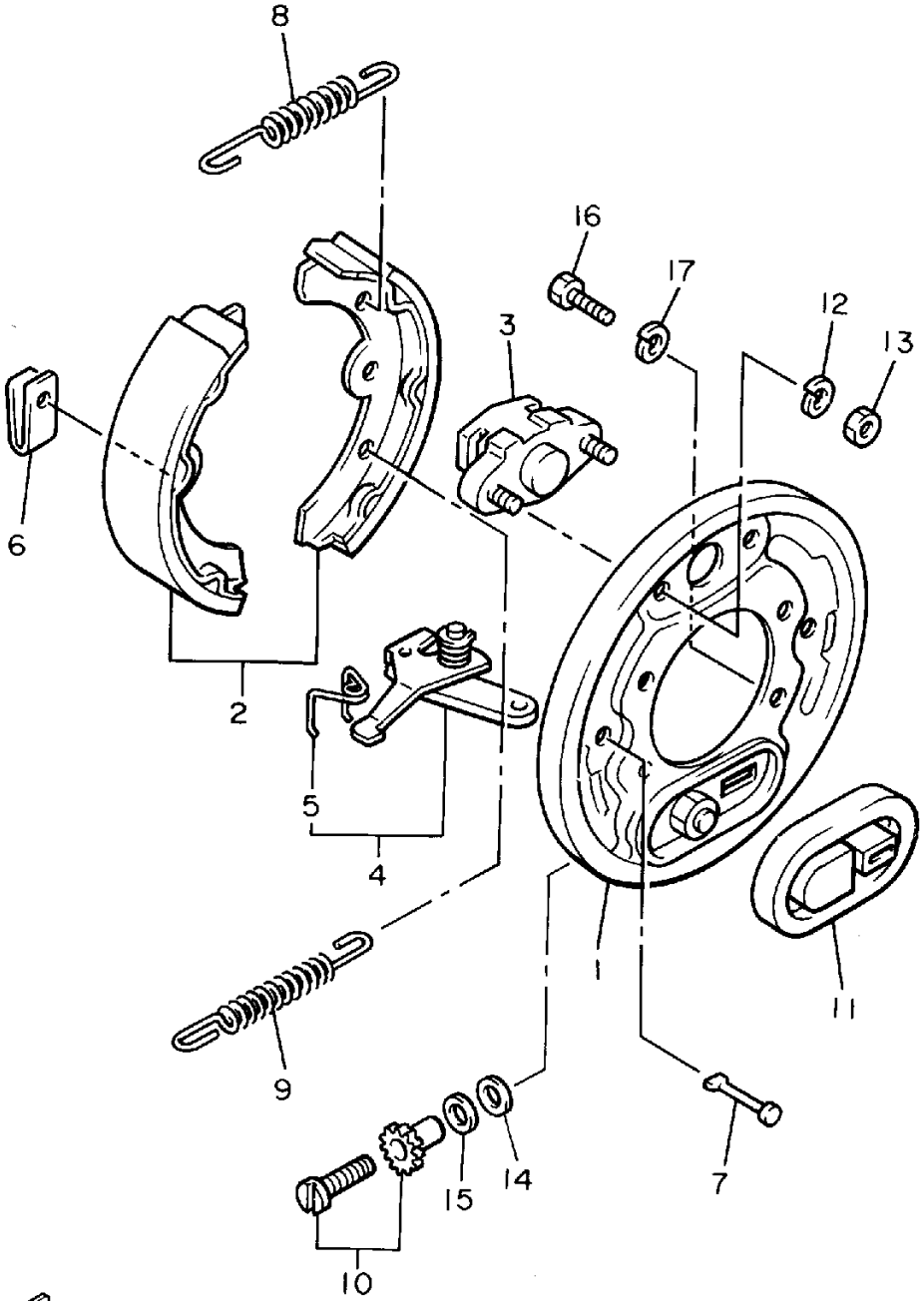


Ref. No.	Part Number	Description	Qty	Remarks
1	J17-27209-00-00	BACKING PLATE SUB ASSEMBLY 2 (L.H)	1	
2	J55-W2536-00-00	BRAKE SHOE SET	1	
3	J17-27206-00-00	ANCHOR BODY COMP.	1	
4	J38-27205-00-00	LEVER ASSEMBLY 2	1	
5	J55-25357-00-00	. SPRING, LEVER	1	
6	J10-27281-00-00	SPRING, SHOE CLAMP	2	
7	J10-27282-00-00	PIN, SHOE HOLD DOWN	2	
8	90506-20281-00	SPRING, TENSION	1	
9	90506-26191-00	SPRING, TENSION	1	
10	J55-27260-00-00	ADJUSTER ASSEMBLY	1	
11	J10-27286-00-00	COVER, DUST	1	
12	92995-06100-00	WASHER, SPRING	2	
13	95380-06600-00	NUT	2	
14	90201-121H9-00	WASHER, PLATE	1	
15	90201-121H8-00	WASHER, PLATE	1	
16	97011-08016-00	BOLT	4	
17	92902-08100-00	WASHER, SPRING	4	



JG5100-1160

BRAKE 3

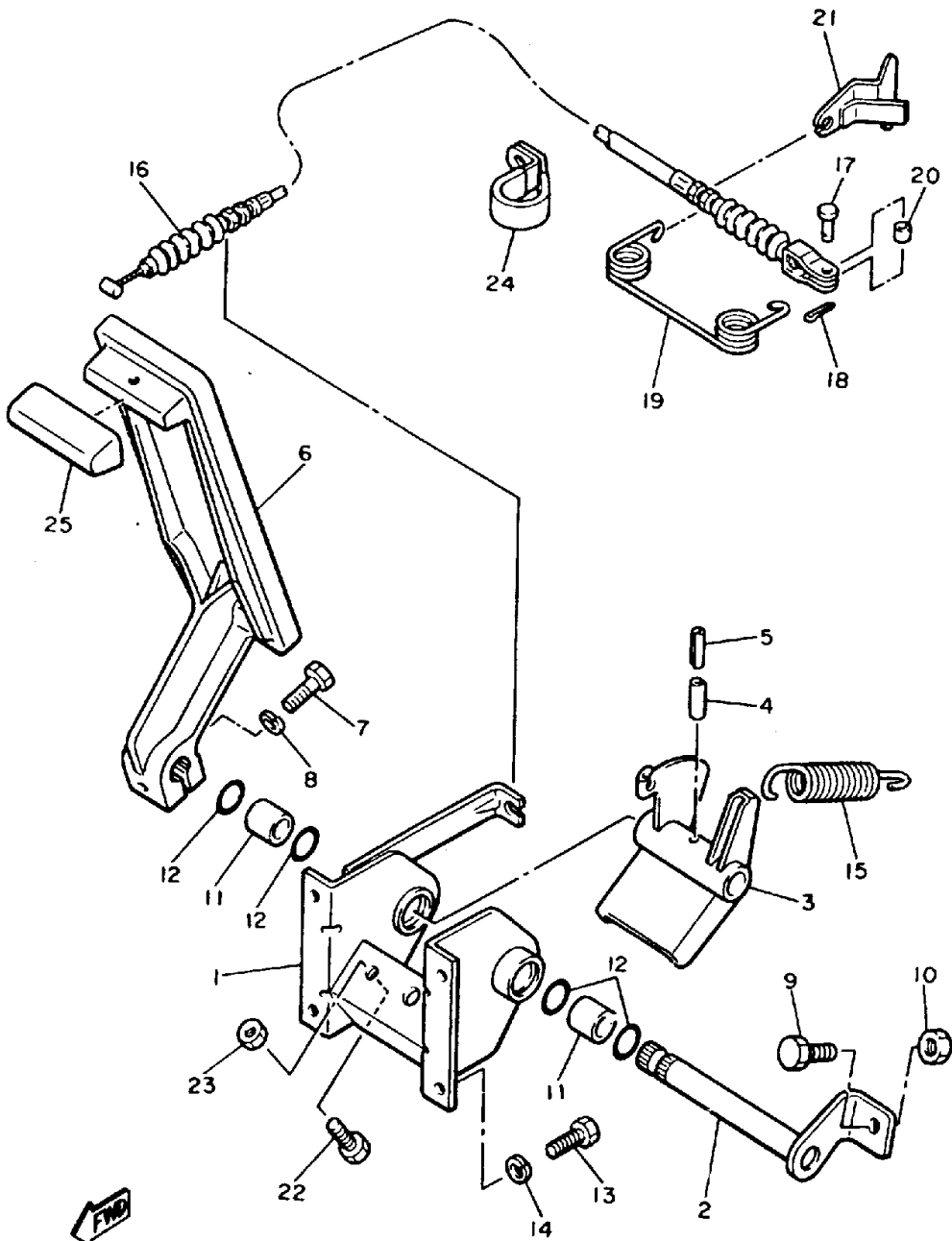


Ref. No.	Part Number	Description	Qty	Remarks
1	J17-27208-00-00	BACKING PLATE SUB ASSEMBLY 1 (R.H)	1	
2	J55-W2536-00-00	BRAKE SHOE SET	1	
3	J17-27206-00-00	ANCHOR BODY COMP.	1	
4	J38-27204-00-00	LEVER ASSEMBLY 1	1	
5	J55-25358-00-00	. SPRING LEVER	1	
6	J10-27281-00-00	SPRING, SHOE CLAMP	2	
7	J10-27282-00-00	PIN, SHOE HOLD DOWN	2	
8	90506-20281-00	SPRING, TENSION	1	
9	90506-26191-00	SPRING, TENSION	1	
10	J55-27270-00-00	ADJUSTER ASSEMBLY	1	
11	J10-27286-00-00	COVER, DUST	1	
12	92995-06100-00	WASHER, SPRING	2	
13	95380-06600-00	NUT	2	
14	90201-121H9-00	WASHER, PLATE	1	
15	90201-121H8-00	WASHER, PLATE	1	
16	97011-08016-00	BOLT	4	
17	92902-08100-00	WASHER, SPRING	4	



JG5100-1170

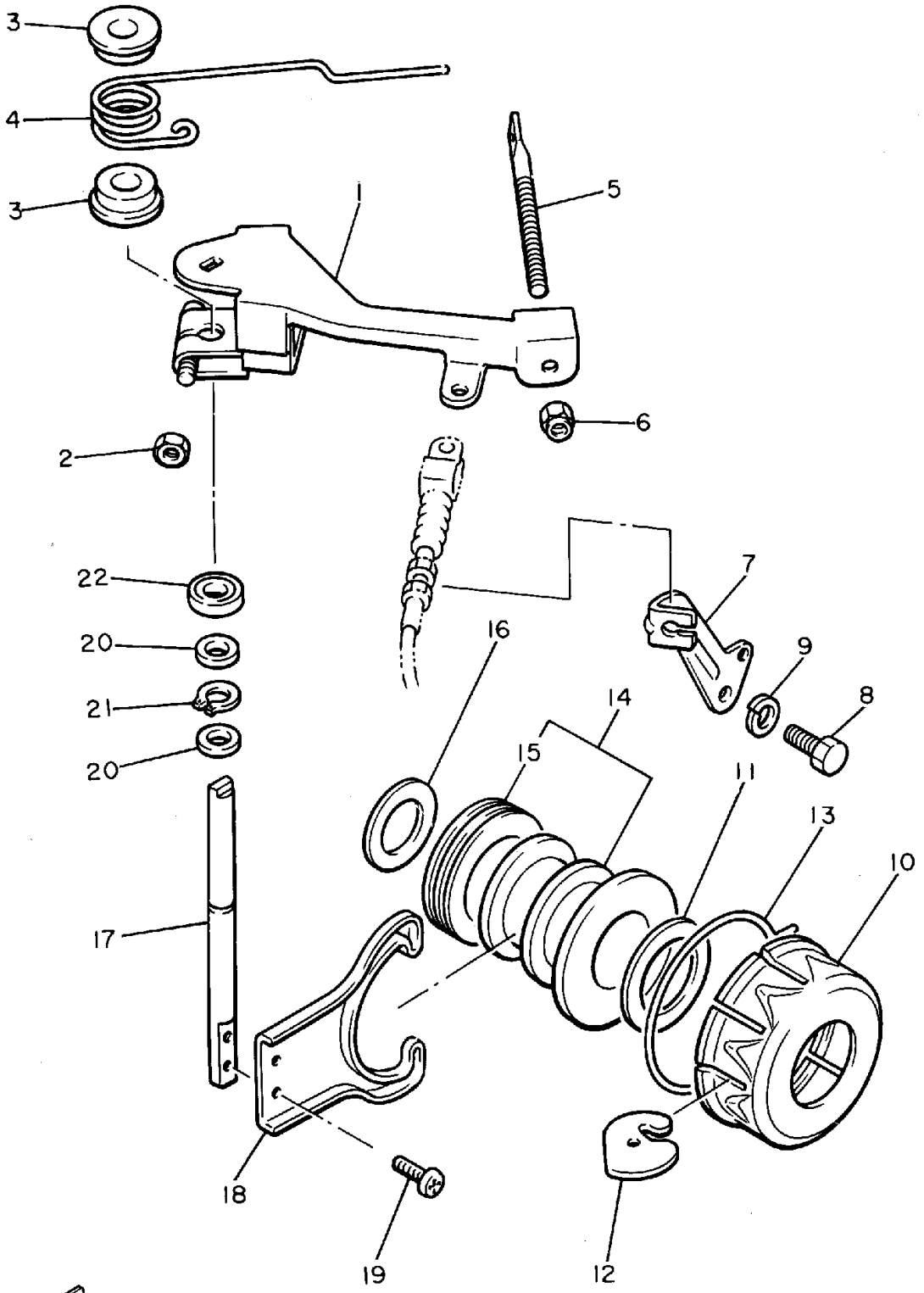
ACCELERATOR



JF2100-3180

Ref. No.	Part Number	Description	Qty	Remarks
1	J38-27874-00-00	BRACKET, ACCELERATOR		
		PEDAL	1	
2	J17-27853-00-00	SHAFT, PEDAL 1	1	
3	J38-27872-00-00	ARM, ACCELERATOR	1	
4	91609-60028-00	PIN, SPRING	1	
5	91609-35028-00	PIN, SPRING	1	
6	JF3-27871-00-00	PEDAL, ACCELERATOR	1	
7	97011-06025-00	BOLT (97001-06025)	1	
8	92995-06100-00	WASHER, SPRING	1	
9	90106-08040-00	BOLT, RD. HEX	1	
10	95303-08700-00	NUT	1	
11	90384-14080-00	BUSH, BIMETAL	2	
12	93210-14104-00	O-RING	4	
13	97011-06016-00	BOLT	4	
14	92995-06100-00	WASHER, SPRING	4	
15	90506-26282-00	SPRING, TENSION	1	
16	JF2-F6311-01-00	CABLE, THROTTLE 1	1	
17	91702-05012-00	PIN	1	
18	90468-10050-00	CLIP	1	
19	90508-16460-00	SPRING, TORSION	1	
20	90560-05001-00	SPACER	1	
21	J38-27981-00-00	BRACKET, THROTTLE	1	
22	97011-06025-00	BOLT (97001-06025)	1	
23	95380-06700-00	NUT	1	
24	90465-08334-00	CLAMP	1	
25	JF2-27854-00-00	COVER, PEDAL	1	

GOVERNOR

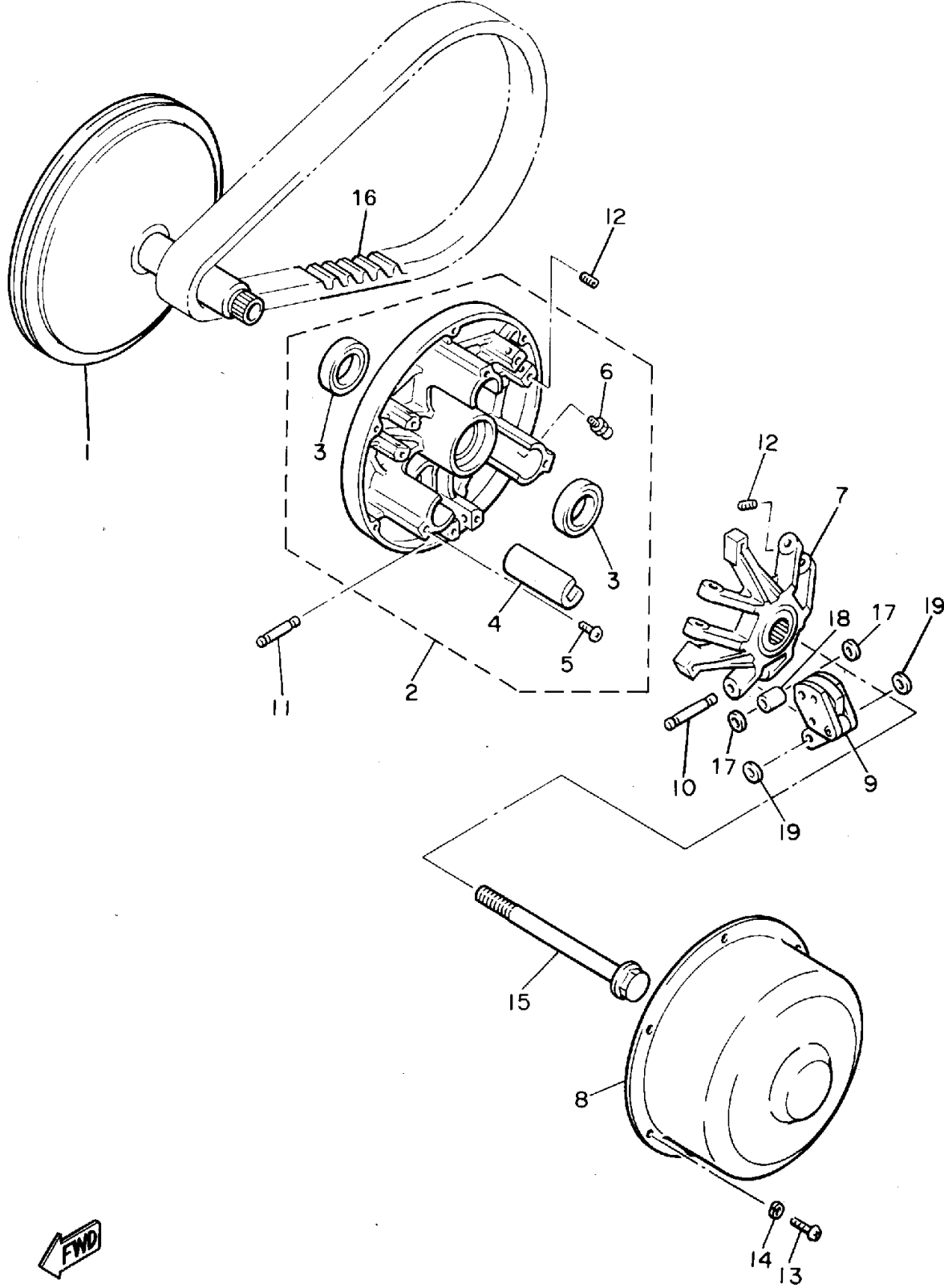


Ref. No.	Part Number	Description	Qty	Remarks
1	J38-27951-00-00	LEVER, SPEED	1	
2	95380-06600-00	NUT	1	
3	90386-08141-00	BUSH	2	
4	90508-40678-00	SPRING, TORSION	1	
5	J38-27959-00-00	SCREW, ADJUSTING	1	
6	95701-06300-00	NUT, NYLON	1	
7	J38-27982-00-00	BRACKET, WIRE	1	
8	97011-08016-00	BOLT	1	
9	92902-08100-00	WASHER, SPRING	1	
10	J10-27912-00-00	RETAINER	1	
11	90387-21690-00	COLLAR	1	
12	J10-27913-00-00	WEIGHT	12	
13	J10-27911-00-00	HOLDER	1	
14	J10-27927-00-00	LIFTER	1	
15	93342-22502-00	. BEARING, THRUST	1	
16	90201-20275-00	WASHER, PLATE	1	
17	J38-27921-00-00	SHAFT, GOVERNOR	1	
18	J10-27922-00-00	FORK, GOVERNOR	1	
19	91316-04008-00	BOLT	2	
20	90202-08110-00	WASHER, PLATE	2	
21	99009-06600-00	CIRCLIP	1	
22	93109-08050-00	OIL SEAL	1	



JF2100-0180

PRIMARY SHEAVE

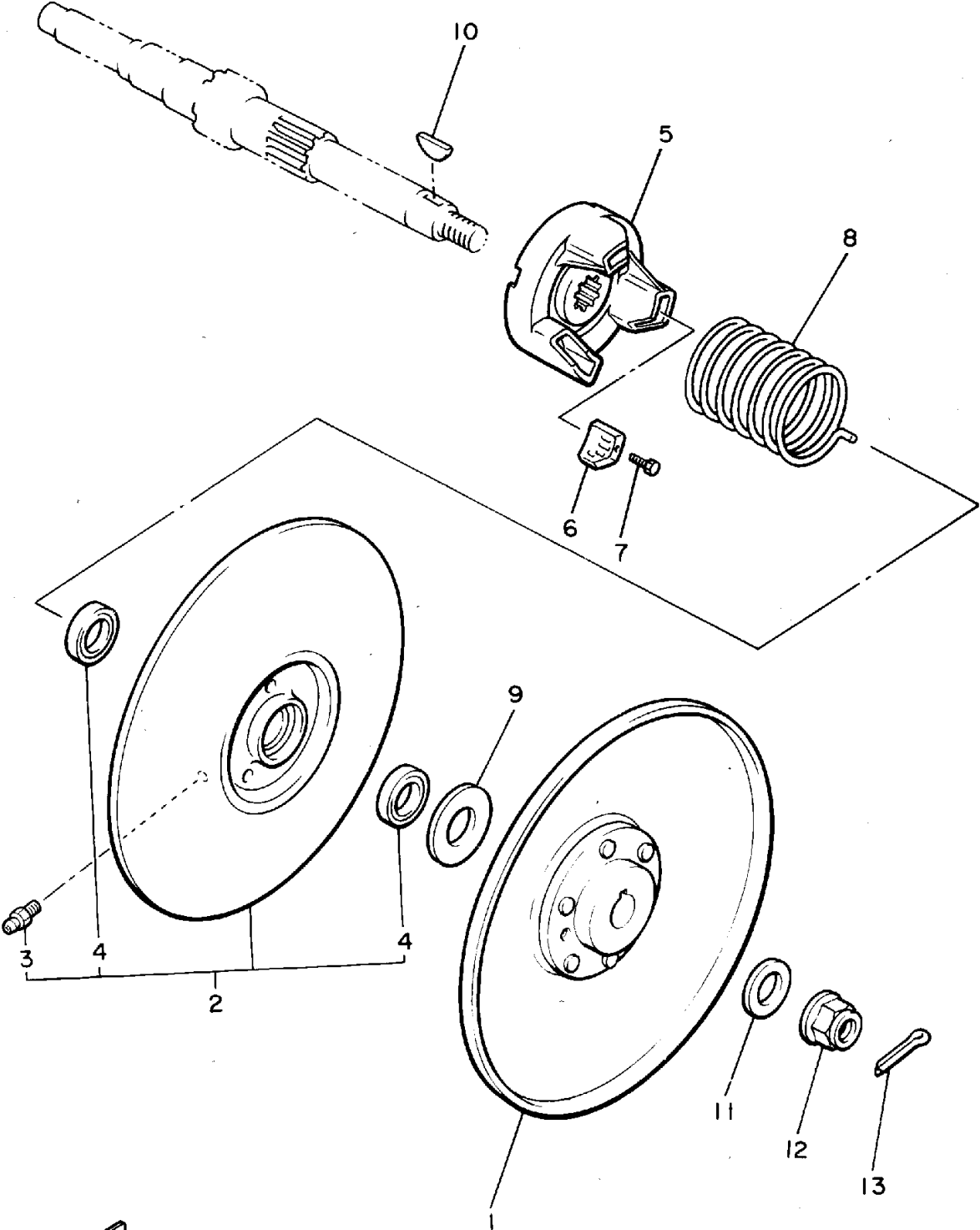


Ref. No.	Part Number	Description	Qty	Remarks
1	J38-46210-00-00	PRIMARY FIXED	1	
2	J38-46220-00-00	PRIMARY SLIDING SHEAVE COMP.	1	
3	93102-28348-00	. OIL SEAL	2	
4	J38-46253-00-00	. SLIDER	3	
5	98901-05008-00	. SCREW, BIND	3	
6	93700-06M03-00	. NIPPLE, GREASE	1	
7	J38-46251-00-00	SPIDER	1	
8	J38-46231-00-00	CAP	1	
9	J38-46205-01-00	WEIGHT LINK ASSEMBLY	3	
10	J38-46236-00-00	PIN, WEIGHT	3	
11	J38-46237-00-00	PIN, WEIGHT 2	3	
12	90113-04050-00	BOLT, SET	12	
13	98501-05010-00	SCREW, PAN HEAD	6	
14	92990-05100-00	WASHER, SPRING	6	
15	J38-46249-00-00	BOLT	1	
16	J55-G6241-00-00	BELT	1	J38-46241-00
17	90202-07164-00	WASHER, PLATE	6	
18	90387-076U6-00	COLLAR	3	
19	90202-07186-00	WASHER, PLATE	6	



JF2100-3200

SECONDARY SHEAVE

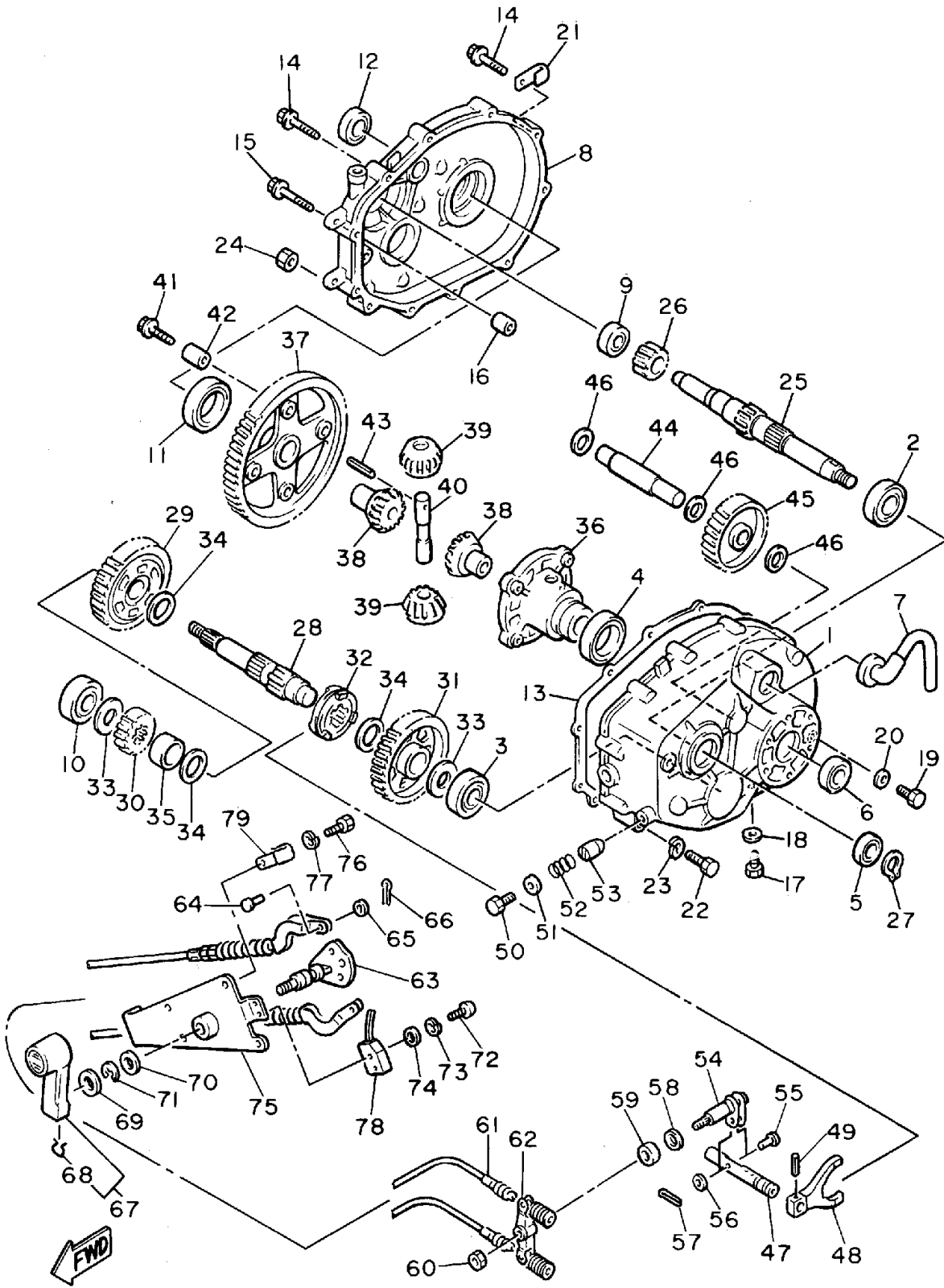


Ref. No.	Part Number	Description	Qty	Remarks
1	J55-G6260-00-00	SECONDARY FIXED SHEAVE COMP.	1	
2	J55-G6270-02-00	SECONDARY SLIDING SHEAVE COMP.	1	
3	93700-06M03-00	. NIPPLE, GREASE	1	
4	93102-20309-00	. SEAL, OIL	2	
5	JH2-46284-00-00	SEAT, SECONDARY SPRING .	1	
6	JF7-17688-00-00	SHOE, RAMP	3	
7	90110-04207-00	BOLT (91316-04025-00)	3	
8	90508-45679-00	SPRING, TORSION	1	
9	90202-20130-00	WASHER, PLAIN	1	
10	90280-05022-00	KEY, WOODRUFF	1	
11	90201-12588-00	WASHER, PLATE	1	
12	95601-12200-00	NUT, SELF-LOCKING	1	
13	91401-25030-00	PIN, COTTER	1	



JG5100-3210

TRANSMISSION 1

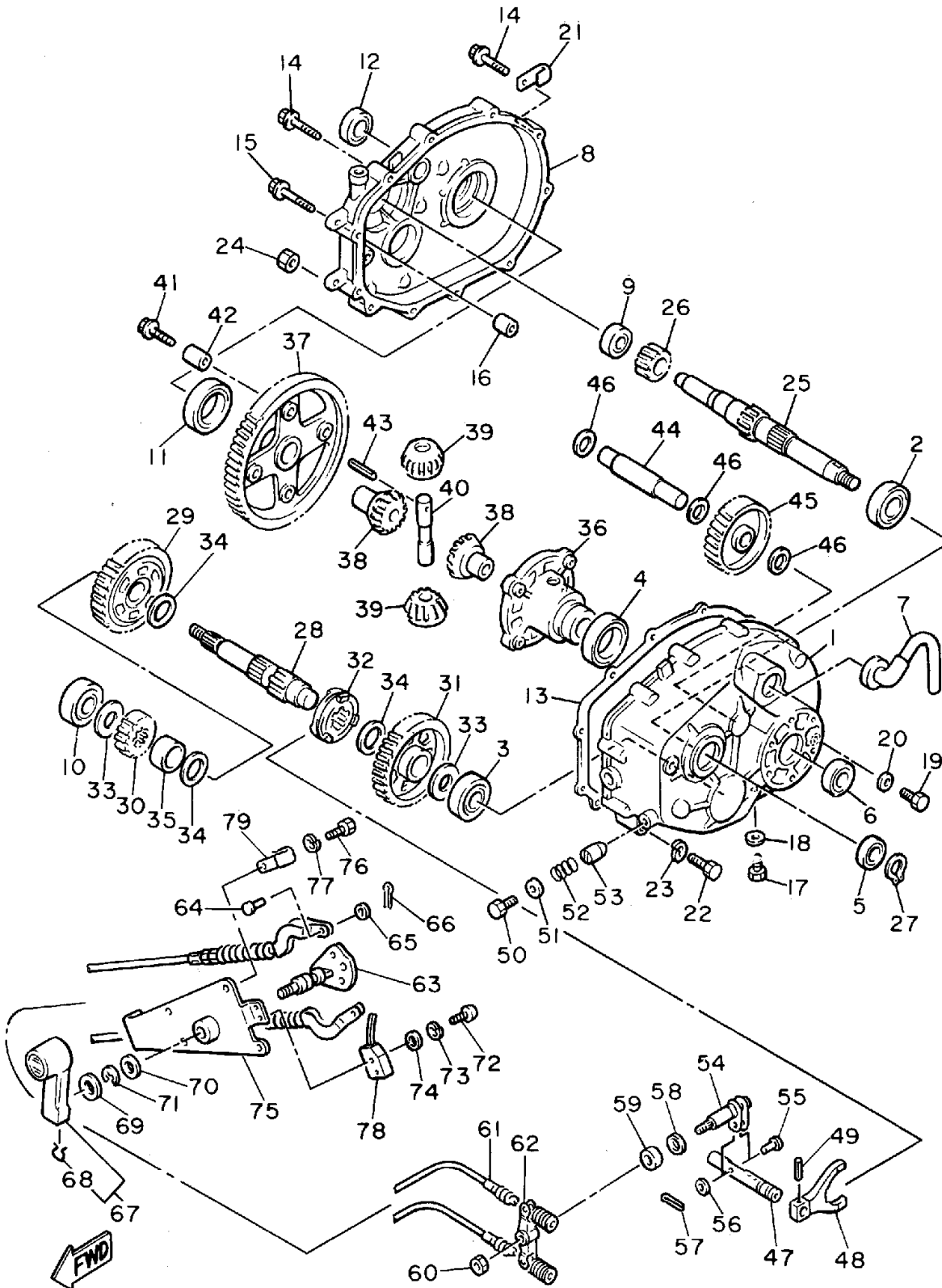


Ref. No.	Part Number	Description	Qty	Remarks
1	J38-46311-00-00	CASE, TRANSMISSION 1	1	
2	93306-20541-00	BEARING (B6205)	1	
3	93306-20421-00	BEARING	1	
4	93306-00803-00	BEARING (B6008)	1	
5	93102-25017-00	OIL SEAL	1	
6	93102-22189-00	OIL SEAL	1	
7	835-47559-00-00	CAP 2	1	
8	J38-46312-01-00	CASE, TRANSMISSION 2	1	
9	93306-20324-00	BEARING	1	
10	93306-20421-00	BEARING	1	
11	93306-00803-00	BEARING (B6008)	1	
12	93102-22189-00	OIL SEAL	1	
13	J38-46319-01-00	GASKET	1	
14	95811-08040-00	BOLT, FLANGE	7	
15	95811-08050-00	BOLT, FLANGE (95812-08050)	2	
16	99510-12016-00	PIN, DOWEL	2	
17	90340-14036-00	PLUG, STRAIGHT SCRW	1	
18	90430-14043-00	GASKET	1	
19	90101-08344-00	BOLT	1	
20	90201-08087-00	WASHER, PLATE	1	
21	90465-06100-00	CLAMP	1	
22	97022-08075-00	BOLT	1	
23	92902-08100-00	WASHER, SPRING	1	
24	95333-08600-00	NUT	1	
25	J38-46321-02-00	SHAFT, INPUT	1	
26	J38-46331-01-00	GEAR, INPUT 1	1	
27	93410-25017-00	CIRCLIP	1	
28	J38-46351-00-00	SHAFT, COUNTER	1	
29	J38-46361-01-00	GEAR, COUNTER 1	1	

CONTINUED ON NEXT FRAME ➤

JF2100-0210

TRANSMISSION 1

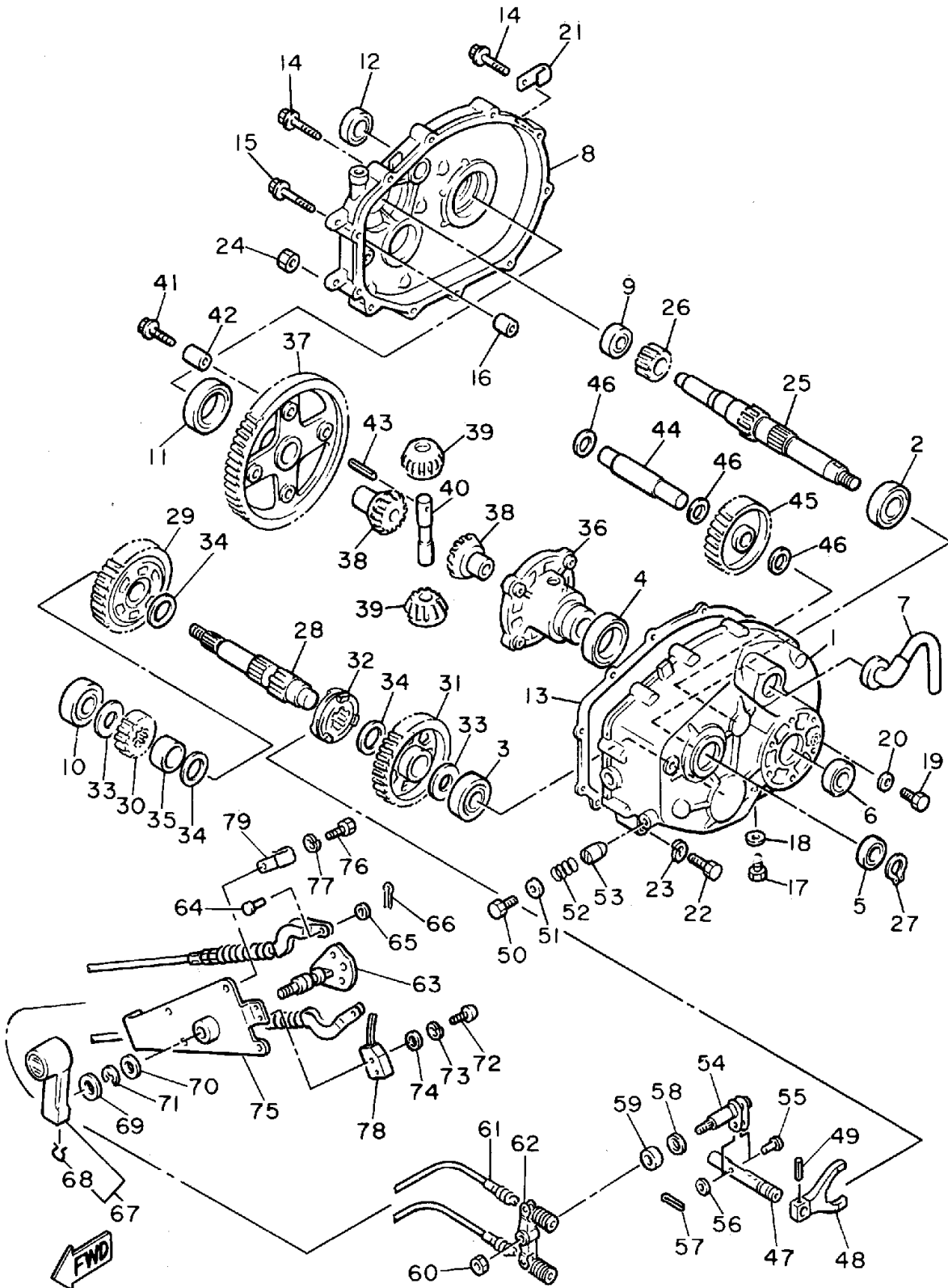


JF2100-0210

Ref. No.	Part Number	Description	Qty	Remarks
30	J38-46362-00-00	GEAR, COUNTER 2	1	
31	J38-46363-00-00	GEAR, REVERSE	1	
32	J38-4636A-00-00	DOG, CLUTCH	1	
33	90201-204K8-00	WASHER, PLATE	2	
34	90201-257J2-00	WASHER, PLATE	3	
35	90387-252M8-00	COLLAR	1	
36	J38-46411-01-00	CASE, DIFFERENTIAL	1	
37	J38-46421-01-00	GEAR, RING	1	
38	J38-46414-00-00	GEAR, DIFFERENTIAL SIDE	2	
39	J38-46415-00-00	PINION, DIFFERENTIAL	2	
40	J38-46417-02-00	PIN, DIFFERENTIAL	1	
41	90105-08390-00	BOLT, WASHER BASED	4	
42	91812-16001-00	PIN, DOWEL	2	
43	91609-40040-00	PIN, SPRING	1	
44	J38-46348-00-00	SHAFT 2	1	
45	J38-46356-00-00	GEAR, IDLER	1	
46	90201-17713-00	WASHER, PLATE	3	
47	J38-4633A-00-00	BAR, SHIFT FORK GUIDE	1	
48	J38-46338-00-00	FORK, SHIFT	1	
49	91609-40020-00	PIN, SPRING	1	
50	90101-08344-00	BOLT	1	
51	90201-08087-00	WASHER, PLATE	1	
52	90501-10060-00	SPRING, COMPRESSION	1	
53	90249-07215-00	PIN	1	
54	J38-46384-00-00	LEVER, SHIFT 3	1	
55	91701-06022-00	PIN, CLEVIS	1	
56	92990-06200-00	WASHER	1	
57	91490-20020-00	PIN, COTTER	1	
58	90201-12166-00	WASHER, PLATE	1	

CONTINUED ON NEXT FRAME ➤

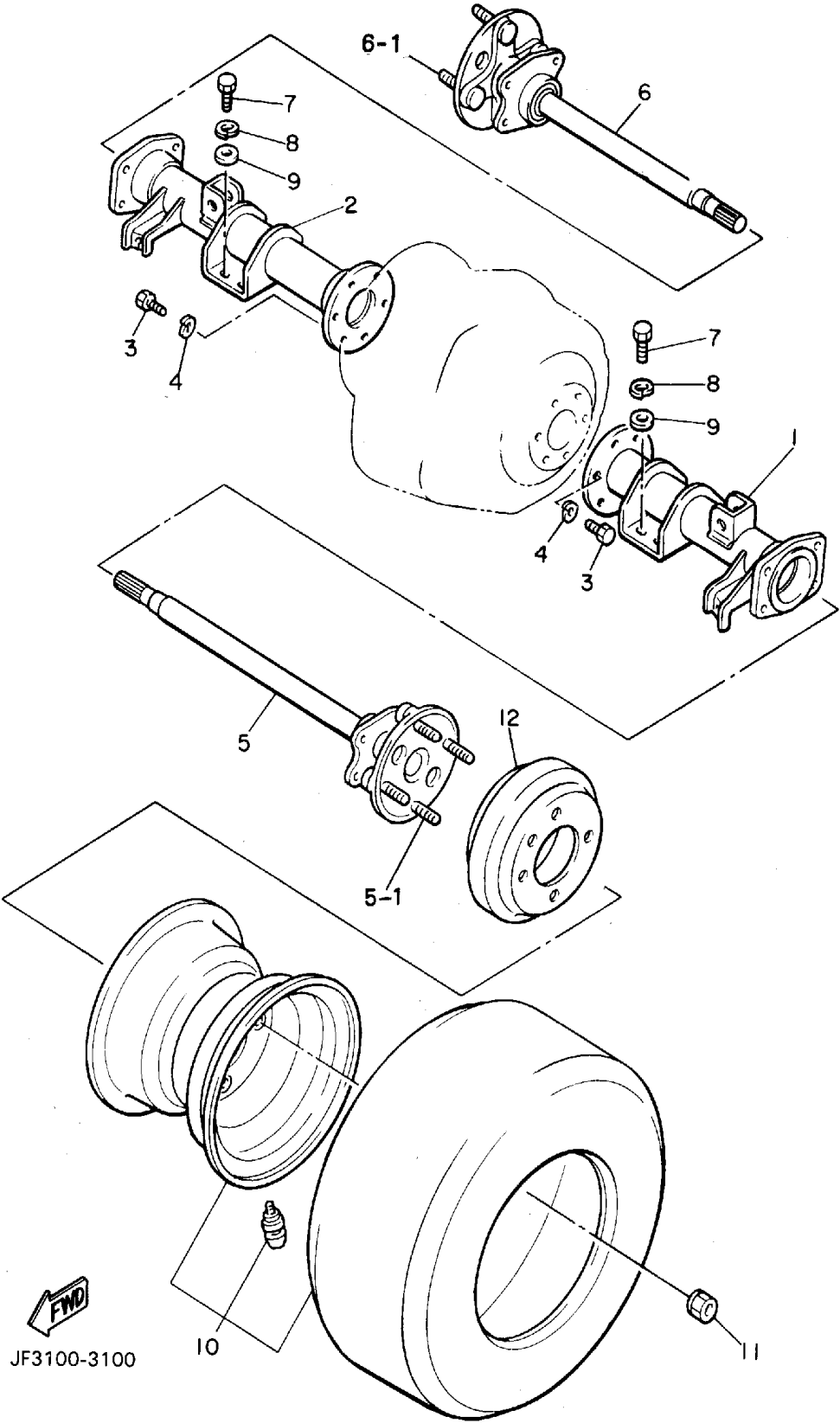
TRANSMISSION 1



JF2100-0210

Ref. No.	Part Number	Description	Qty	Remarks
59	93102-12224-00	OIL SEAL	1	
60	95611-08100-00	NUT, U	1	
61	J55-G6371-00-00	SHIFT WIRE	2	J38-46371-01
62	J55-G6383-00-00	LEVER, SHIFT	1	J38-46383-00
63	JF2-46382-00-00	LEVER, SHIFT	1	
64	91702-06014-00	PIN	2	
65	92990-06600-00	WASHER, PLATE	2	
66	91490-20020-00	PIN, COTTER	2	
67	JF2-46370-00-00	SHIFT ASSEMBLY	1	
68	JF2-46376-00-00	. SPRING	1	
69	90201-201L9-00	WASHER, PLAIN	1	
70	90201-19551-00	WASHER, PLAIN	1	
71	99009-19400-00	CIRCLIP	1	
72	97802-04016-00	SCREW, PAN HEAD	2	
73	92901-04100-00	WASHER, SPRING	2	
74	92901-04600-00	WASHER, PLATE	2	
75	JF2-46372-00-00	BRACKET, SHIFT WIRE	1	
76	97011-06016-00	BOLT	4	
77	92995-06100-00	WASHER, SPRING	4	
78	J50-82617-00-00	REVERSE SWITCH	1	
79	90465-06038-00	CLAMP	1	

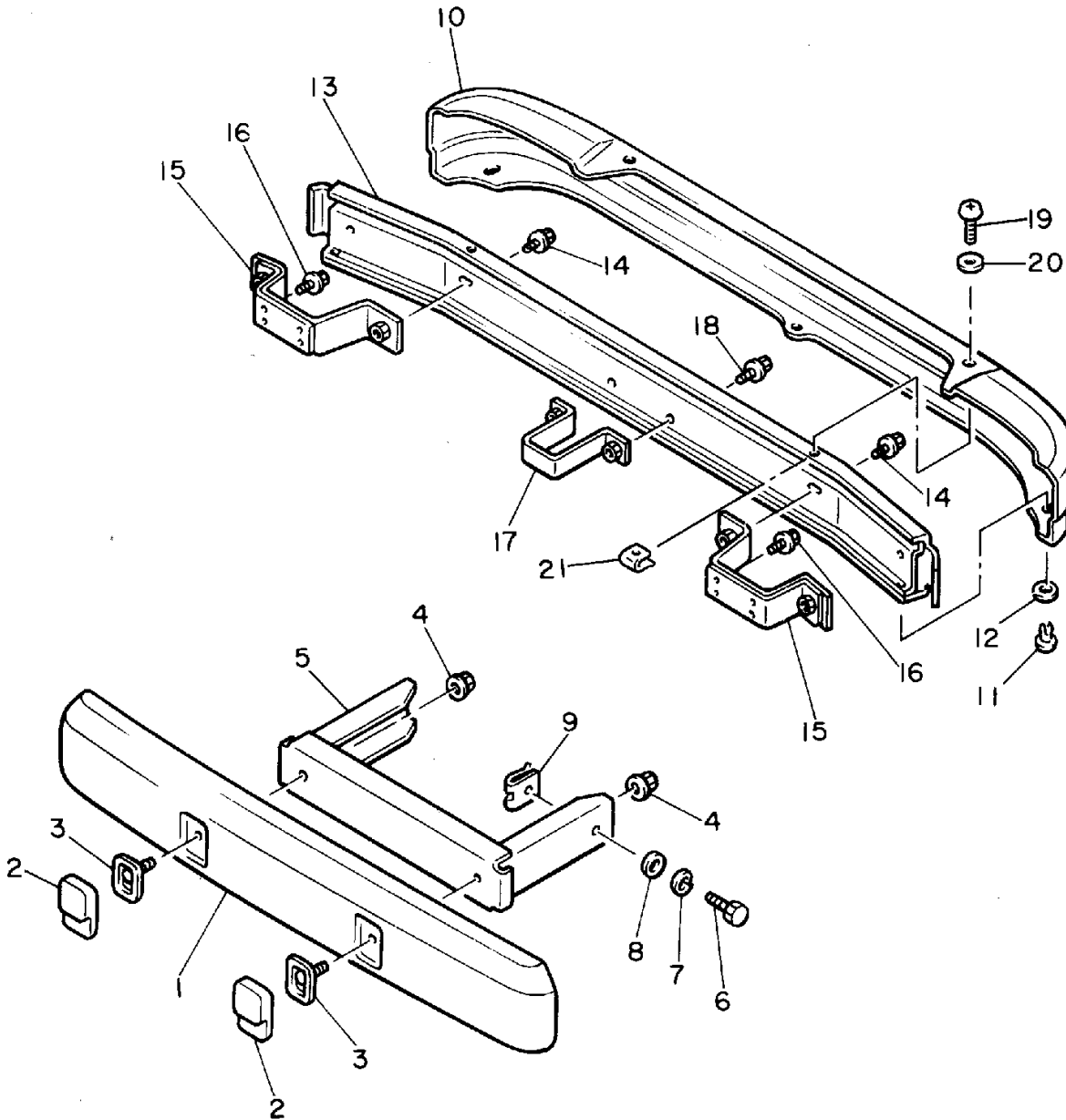
REAR AXLE - WHEEL



Ref. No.	Part Number	Description	Qty	Remarks
1	JF2-46540-10-00	REAR AXLE HOUSING COMP.	1	
2	JF2-46550-10-00	REAR AXLE HOUSING COMP. 2	1	
3	97011-08025-00	BOLT	12	
4	92902-08100-00	WASHER, SPRING	12	
5	JF2-46510-00-00	REAR AXLE SHAFT COMP. ...	1	
6	JF2-46520-00-00	REAR AXLE SHAFT COMP. 2	1	
7	97011-10020-00	BOLT	8	
8	92901-10100-00	WASHER, SPRING	8	
9	92990-10600-00	WASHER, PLATE	8	
10	JG5-F5100-10-00	REAR WHEEL ASSEMBLY	2	
11	90179-12262-00	NUT	8	
12	J55-G6521-00-00	DRUM	2	J17-46521-00
5-1	90114-12004-00	. BOLT, RIBBED NECK	4	
6-1	90114-12004-00	. BOLT, RIBBED NECK	4	

JF3100-3100

BUMPER

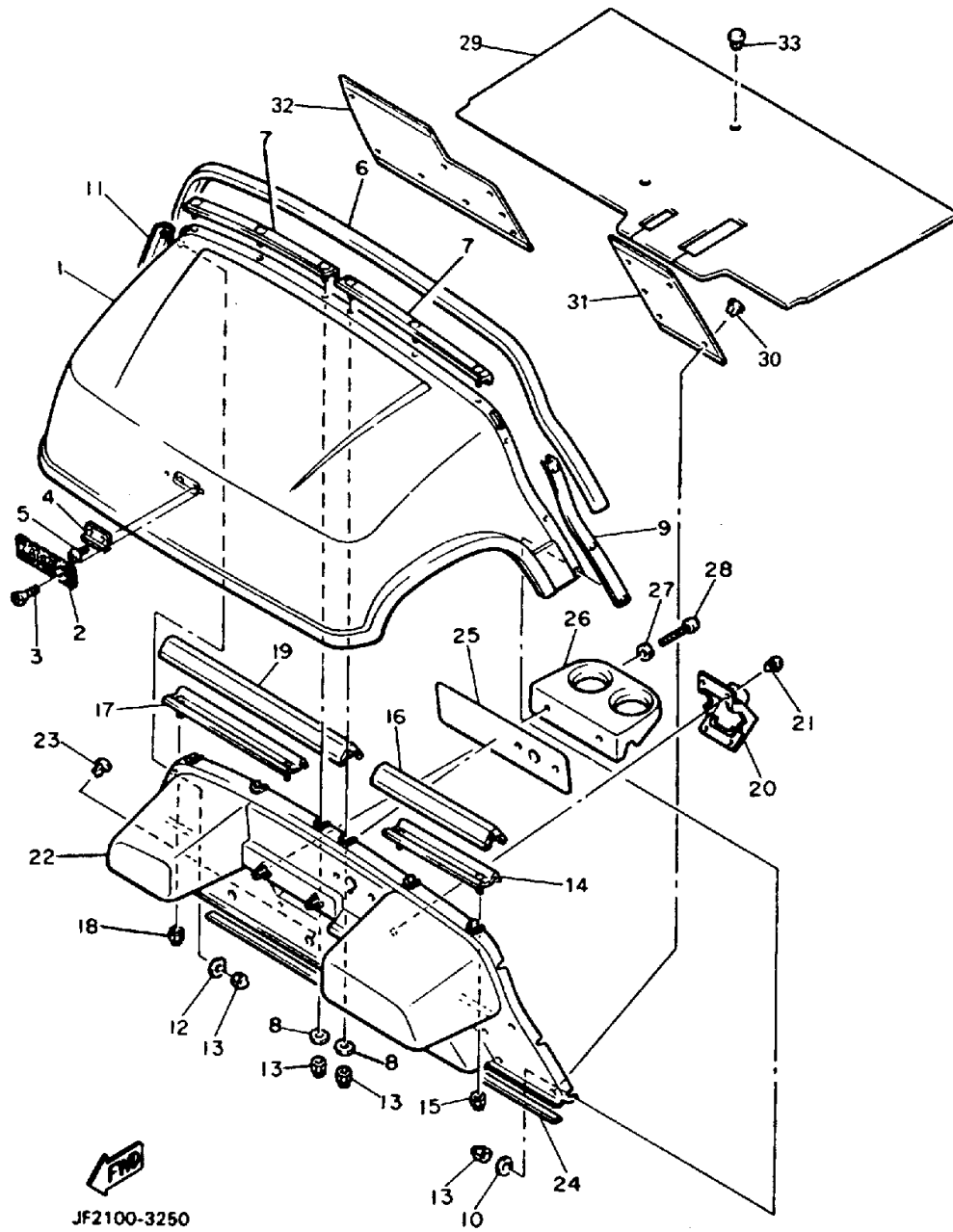


Ref. No.	Part Number	Description	Qty	Remarks
1	JF2-K8163-01-00	COVER, BUMPER	1	
2	JF2-77517-00-00	CAP	2	
3	JF2-77527-00-00	PLATE, BACK UP	2	
4	95706-08500-00	NUT, flange	2	
5	JF2-K7511-00-00	BUMPER, FRONT 1	1	
6	97313-08020-00	BOLT, HEXAGON	2	
7	92902-08100-00	WASHER, SPRING	2	
8	92990-08600-00	WASHER, PLATE	2	
9	JF2-77528-00-00	NUT	2	
10	JF2-K817U-00-00	COVER, REAR BUMPER	1	
11	90267-63047-00	RIVET, BLIND	3	
12	90201-063J2-00	WASHER, PLATE	2	
13	JF2-K8107-00-00	BUMPER SUB-ASSEMBLY, REAR	1	
14	95816-08016-00	BOLT, FLANGE	4	
15	JF2-K8174-00-00	STAY, REAR BUMPER	2	
16	95816-08016-00	BOLT, FLANGE	6	
17	JF2-K7521-00-00	STOPPER, 1	1	
18	95816-08016-00	BOLT, FLANGE	2	
19	97706-50516-00	SCREW, TAPPING	2	
20	90201-05033-00	WASHER, PLATE	2	
21	90183-05042-00	NUT, SPRING	2	
	G8A-PARTS-BO-AR	ASSEMBLY, HARDWARE (G8-A)		OPTIONAL PARTG8-A



JF3100-3110

BODY

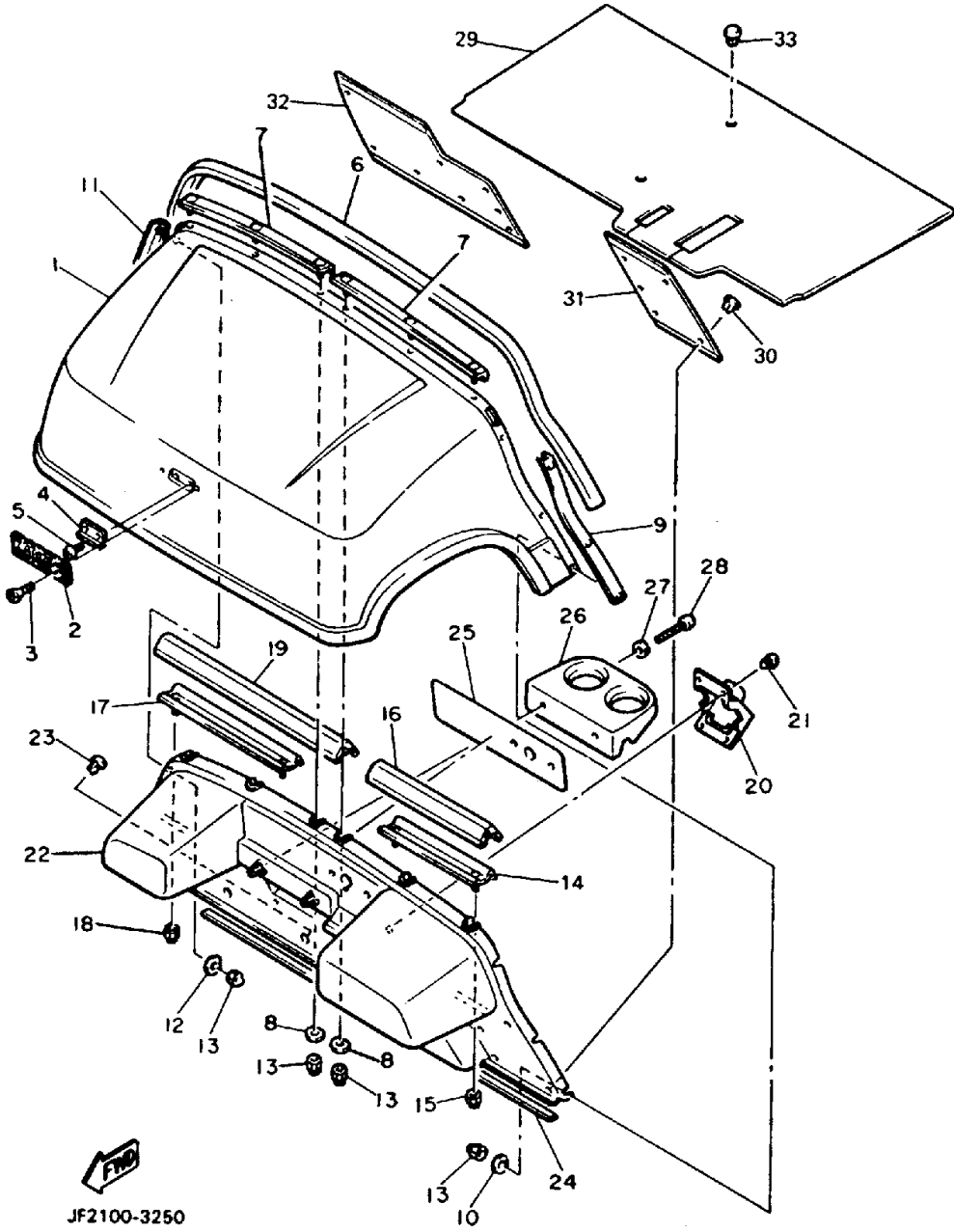


JF2100-3250

Ref. No.	Part Number	Description	Qty	Remarks
1	JF2-K8115-00-00	COWL, FRONT	1	
2	J38-24161-00-00	EMBLEM 1	1	
3	90162-04002-00	SCREW, OVAL C	2	
4	JF2-K811G-00-00	BOLT, COWL FITTING	1	
5	98980-06016-00	SCREW, BINDING	2	
6	JF2-K811V-00-00	PROTECTOR,	1	
7	JF2-K8261-00-00	PLATE, BODY PROTECTOR	2	
8	JF2-78117-00-00	PLATE 1	6	
9	JF2-K8262-00-00	PLATE, BODY PROTECTOR	1	
10	JF2-78117-00-00	PLATE 1	3	
11	JF2-K8263-00-00	PLATE, BODY PROTECTOR	1	
12	JF2-78117-00-00	PLATE 1	3	
13	90176-06069-00	NUT, CROWN	12	
14	JF2-K8264-00-00	PLATE, BODY PROTECTOR	1	
15	95601-06100-00	NUT, U	2	
16	JF2-7811W-00-00	PROTECTOR 2	1	
17	JF2-K8265-00-00	PLATE, BODY PROTECTOR 5	1	
18	95601-06100-00	NUT, U	2	
19	JF2-7811X-00-00	PROTECTOR 3	1	
20	JF2-78273-00-00	COVER, HOLE	1	
21	90269-11042-00	RIVET	4	
22	JF2-K8114-01-00	PANEL, FRONT	1	
23	90269-08069-00	RIVET	3	
24	JF2-7815G-00-00	SEAL, FRONT STORAGE	1	
25	JF2-K7768-00-00	LABEL, WARNING	1	
26	JF2-K835E-00-00	HOLDER, BEVERAGE	1	
27	90201-060A3-00	WASHER, PLATE	2	
28	97702-60130-00	SCREW, TAPPING	2	
29	JF2-K8233-10-00	MAT, MAIN FLOOR 3	1	

CONTINUED ON NEXT FRAME ►

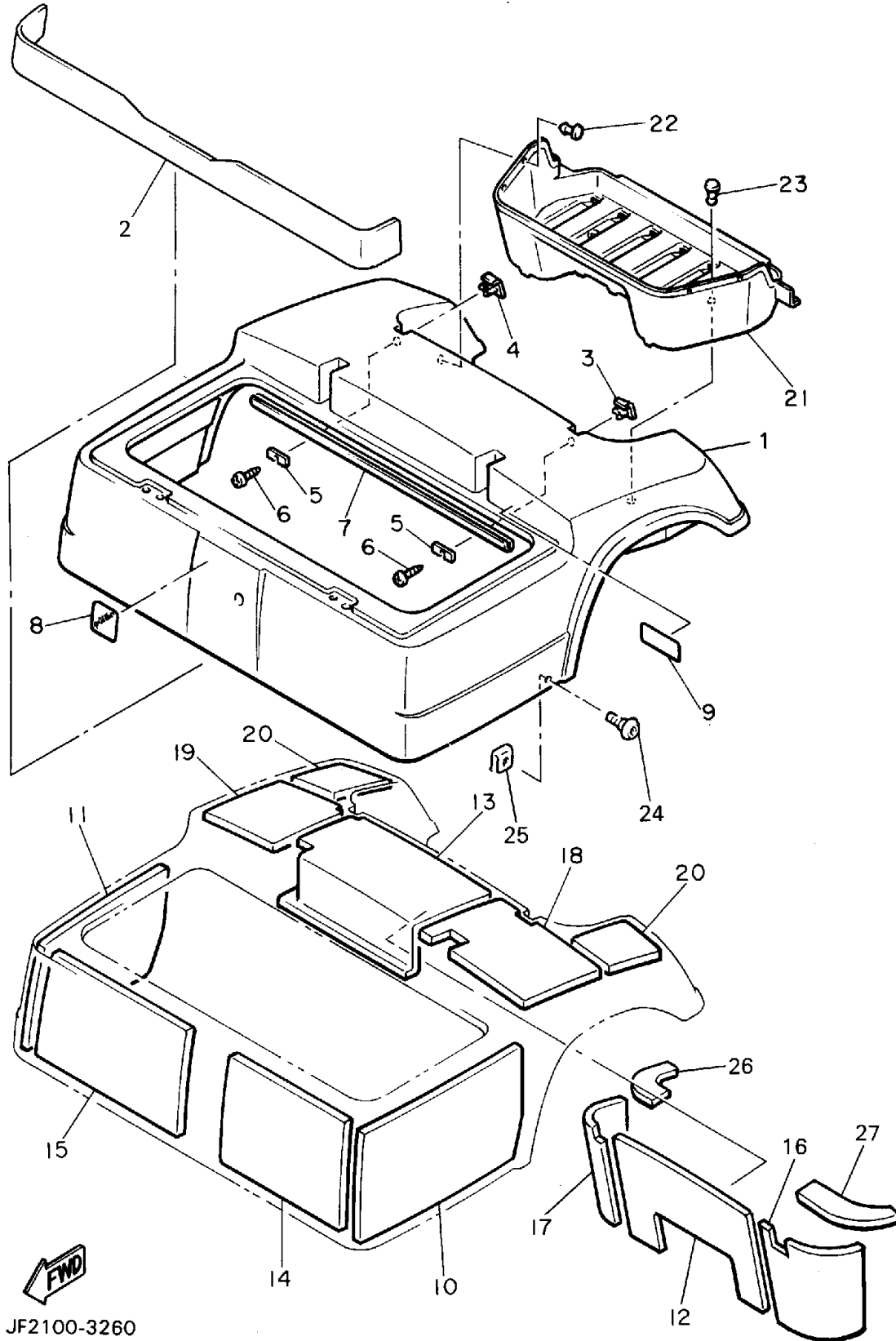
BODY



Ref. No.	Part Number	Description	Qty	Remarks
30	90267-63047-00	RIVET, BLIND	13	
31	JF2-K8231-10-00	MAT, MAIN FLOOR 1	1	
32	JF2-K8232-10-00	MAT, MAIN FLOOR 2	1	
33	90269-07064-00	RIVET	2	
	PNT-90000-K0-91	PAINT		OPTIONAL PART ALMONDG-8

JF2100-3250

BODY 2

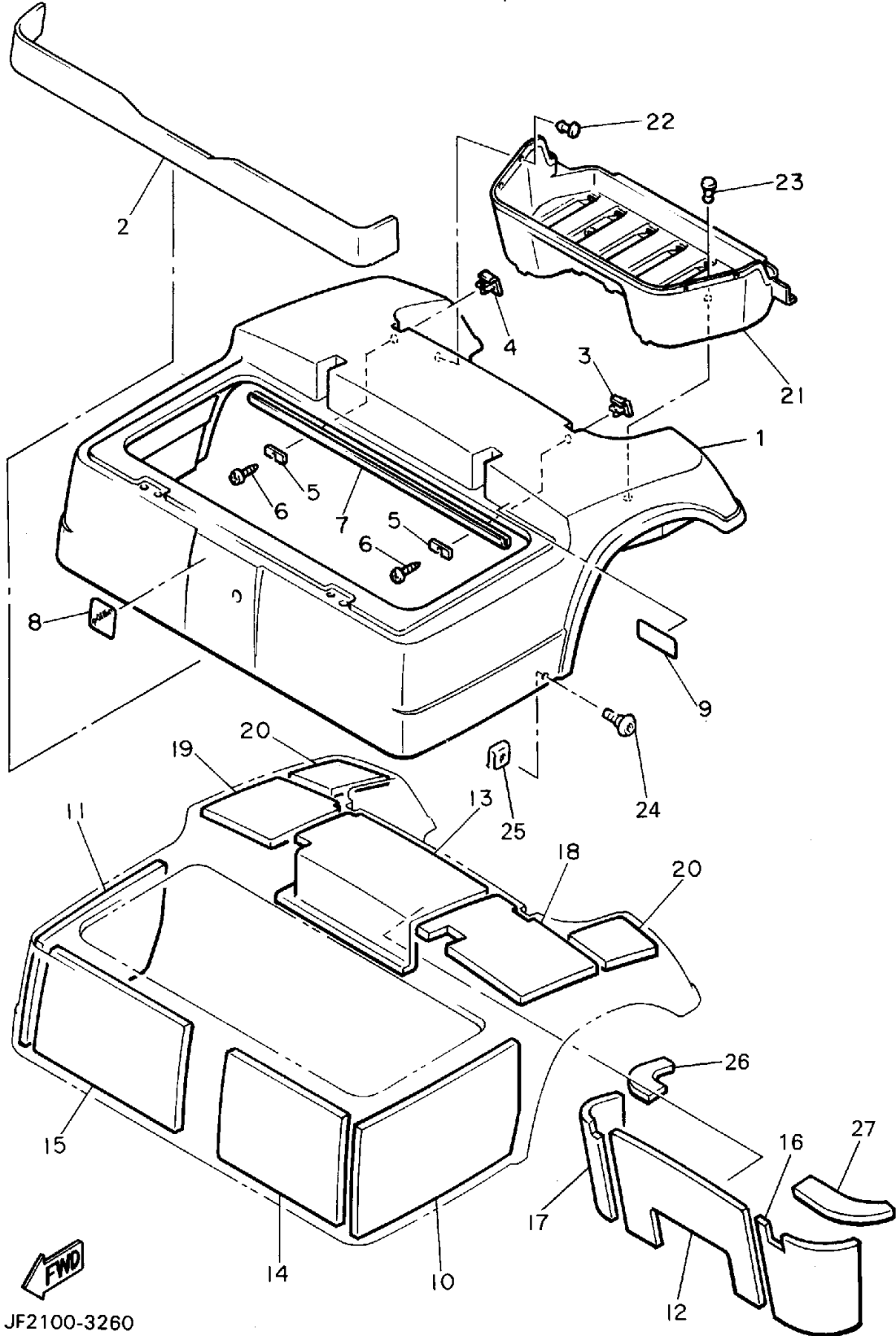


Ref. No.	Part Number	Description	Qty	Remarks
1	JF2-K8142-01-00	PANEL, REAR BODY	1	
2	JF2-K814N-00-00	PLATE, ORNAMENT	1	
3	JF2-K8283-00-00	COVER, 3	1	
4	JF2-K8284-00-00	COVER, 4	1	
5	JF2-78118-00-00	PLATE 2	2	
6	97780-60116-00	SCREW, TAPPING	2	
7	JF2-7836A-00-00	PROTECTOR 2	1	
8	JF2-77741-00-00	INDICATOR 1	1	
9	JF2-77764-00-00	LABEL, WARNING 4	1	
10	JF2-K8251-00-00	PAD, SILENCER 1	1	
11	JF2-K8252-00-00	PAD, SILENCER 2	1	
12	JF2-K8254-10-00	PAD, SILENCER 4	1	
13	JF2-K8255-00-00	PAD, SILENCER 5	1	
14	JF2-K8256-00-00	PAD, SILENCER 6	1	
15	JF2-K8257-00-00	PAD, SILENCER 7	1	
16	JF2-K8258-10-00	PAD, SILENCER 8	1	
17	JF2-K8259-10-00	PAD, SILENCER 9	1	
18	JF2-K825A-00-00	PAD, SILENCER 0	1	
19	JF2-K825E-00-00	PAD, SILENCER 1	1	
20	JF2-K825L-00-00	PAD, SILENCER 7	2	
21	JF2-K8237-00-00	COVER, REAR FLOOR	1	
22	90269-08069-00	RIVET	7	
23	90267-63047-00	RIVET, BLIND	2	
24	90110-06078-00	BOLT, HEXAGON SOCKET ...	2	
25	90183-06028-00	NUT, SPRING	2	
26	JF2-K8253-00-00	PAD, SILENCER 3	1	
27	G8A-PARTS-BO-AR	ASSEMBLY, HARDWARE (G8-A)		OPTIONAL PARTG-8
	JF2-K825K-00-00	PAD, SILENCER 6	1	

CONTINUED ON NEXT FRAME ►

JF2100-3260

BODY 2

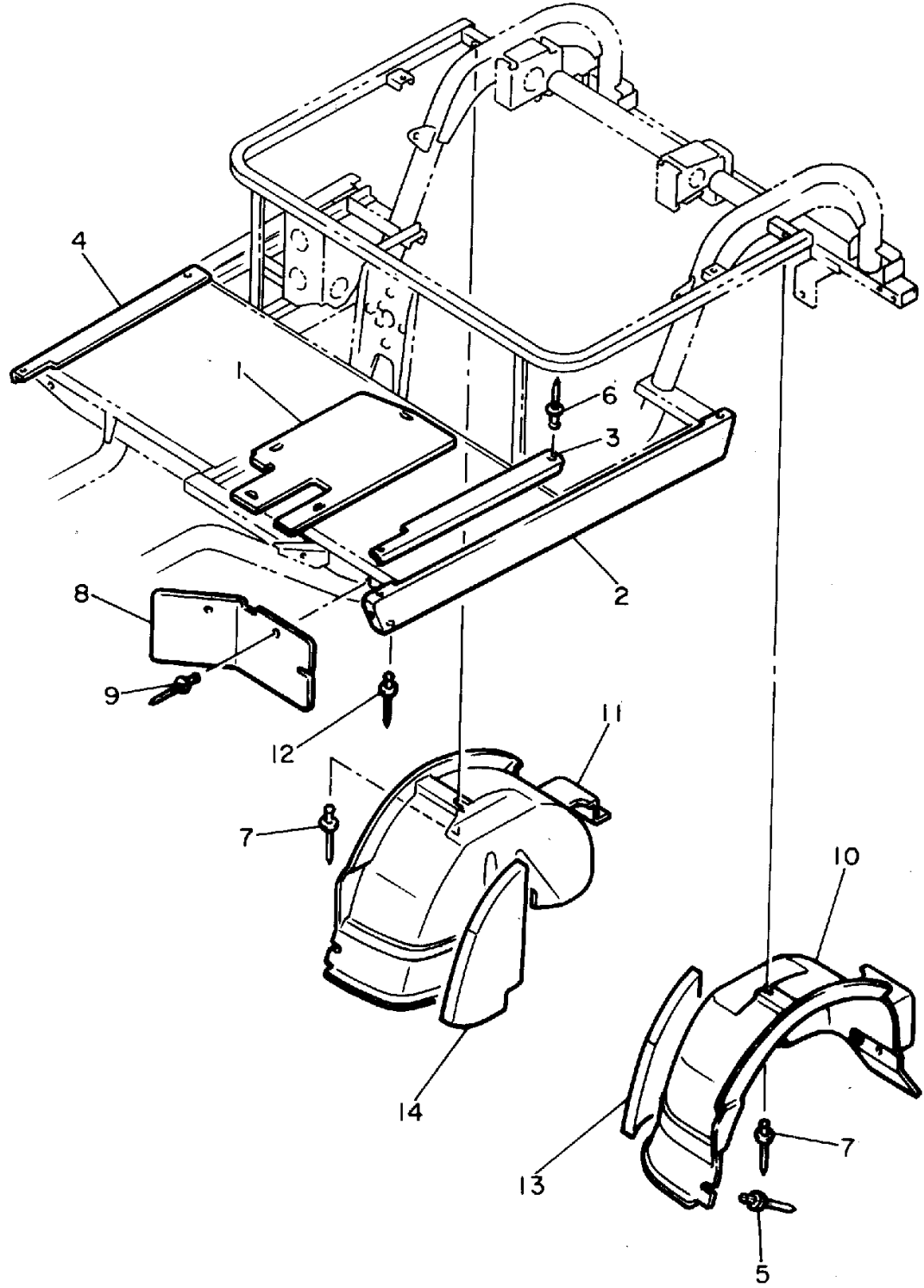


Ref. No.	Part Number	Description	Qty	Remarks
27	PNT-90000-K0-91	PAINT		OPTIONAL PART ALMONDG-8

 JF2100-3260

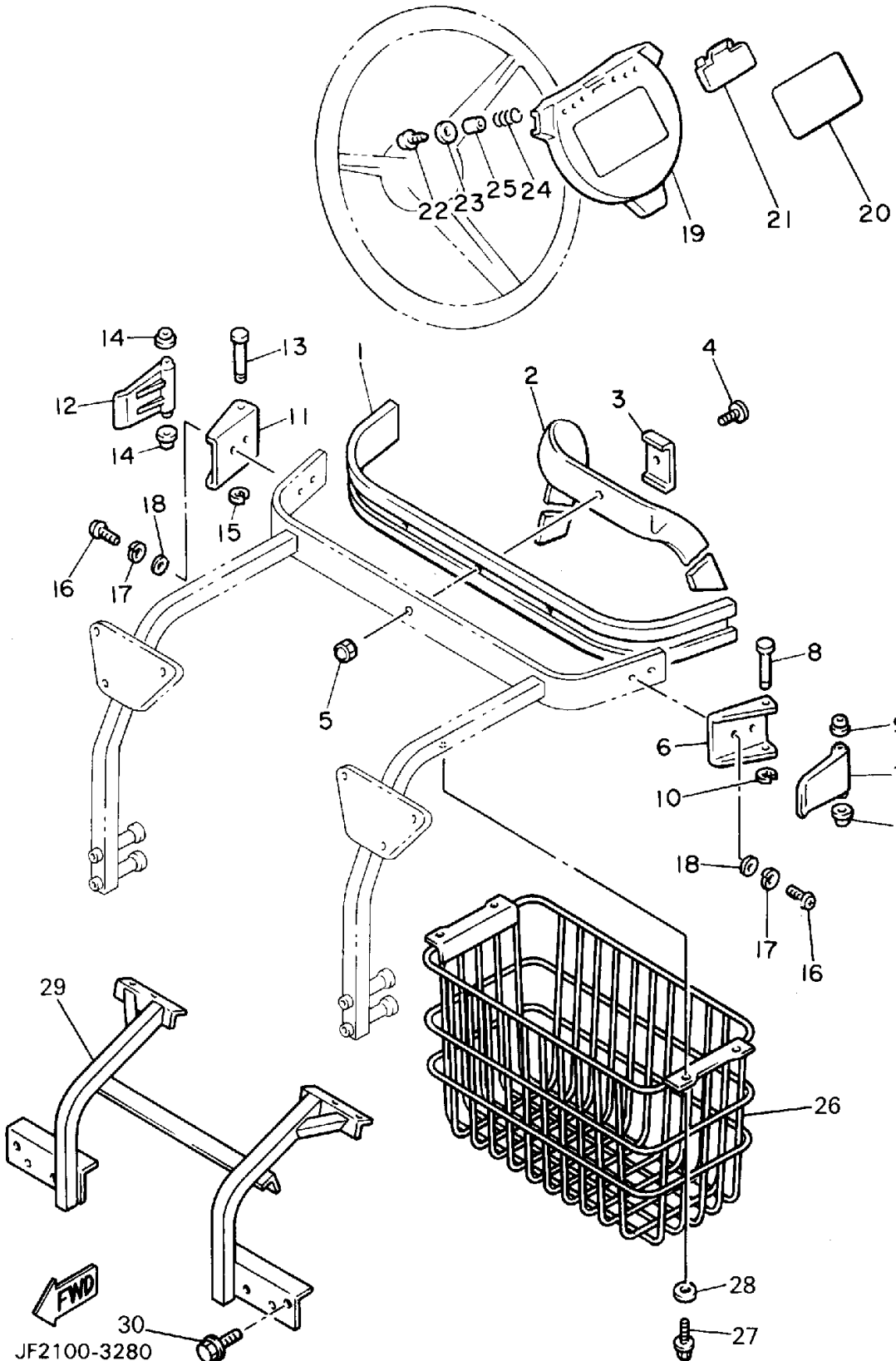
BODY FITTING

Ref. No.	Part Number	Description	Qty	Remarks
1	JF2-K8271-00-00	SERVICE LID, PEDAL	1	
2	JF2-K818A-00-00	PROTECTOR, SIDE	2	
3	JF2-K8215-10-00	PLATE, SIDE TRIM	1	
4	JF2-K821F-10-00	PLATE, SIDE TRIM	1	
5	90267-48086-00	RIVET, BLIND	6	
6	90267-48154-00	RIVET, BLIND	4	
7	90267-48086-00	RIVET, BLIND	6	
8	JF2-K8187-00-00	FLAP, FRONT FENDER (L.H) ..	2	
9	90267-48101-00	RIVET, BLIND	4	
10	JF2-K8191-00-00	PANEL, REAR FENDER	1	
11	JF2-K8192-00-00	PANEL, REAR FENDER	1	
12	90267-48101-00	RIVET, BLIND	6	
13	JF2-K825F-00-00	PAD, SILENCER 2	1	
14	JF2-K825G-00-00	PAD, SILENCER 3	1	



JF2100-0260

CARRIER

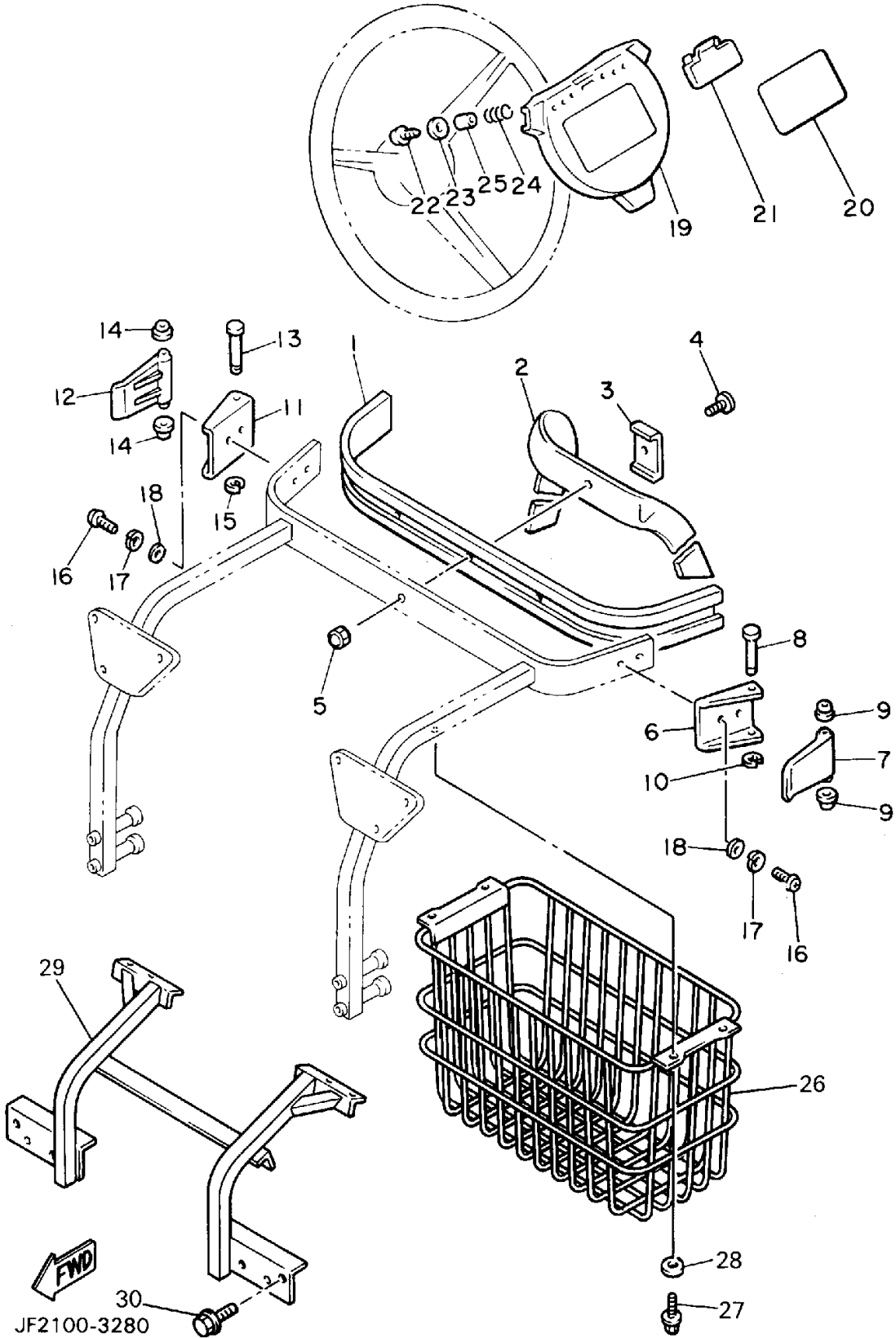


Ref. No.	Part Number	Description	Qty	Remarks
1	JF2-K8356-00-00	PAD, BAG SUPPORT	1	
2	JF2-K8355-00-00	BAND	1	
3	J38-78367-00-00	PLATE, ANCHOR	1	
4	98980-06016-00	SCREW, BINDING	1	
5	95380-06800-00	NUT	1	
6	J17-78157-01-00	BASE, LOCK	1	
7	J17-78368-01-00	LEVER, LOCK	1	
8	J17-78369-00-00	PIN, LEVER	1	
9	90386-06108-00	BUSH	2	
10	99080-05600-00	CIRCLIP	1	
11	J17-78157-01-00	BASE, LOCK	1	
12	J17-78368-01-00	LEVER, LOCK	1	
13	J17-78369-00-00	PIN, LEVER	1	
14	90386-06108-00	BUSH	2	
15	99080-05600-00	CIRCLIP	1	
16	98580-06010-00	SCREW, PAN HEAD (92503-06010)	4	
17	92995-06100-00	WASHER, SPRING	4	
18	92990-06200-00	WASHER	4	
19	J55-K8357-00-00	HOLDER 1	1	J38-78357-00
20	J50-77762-00-00	LABEL, WARNING 2	1	
21	J55-K8358-00-00	HOLDER 2	1	J38-78358-01
22	97706-40525-00	SCREW, TAPPING	2	
23	90201-044H9-00	WASHER, PLAIN	2	
24	90502-10013-00	SPRING, CONICAL	2	
25	90387-046N7-00	COLLAR	2	
26	JF2-K8340-02-00	LUGGAGE RACK ASSEMBLY., REAR	1	
27	95805-08016-00	BOLT, FLANGE	4	

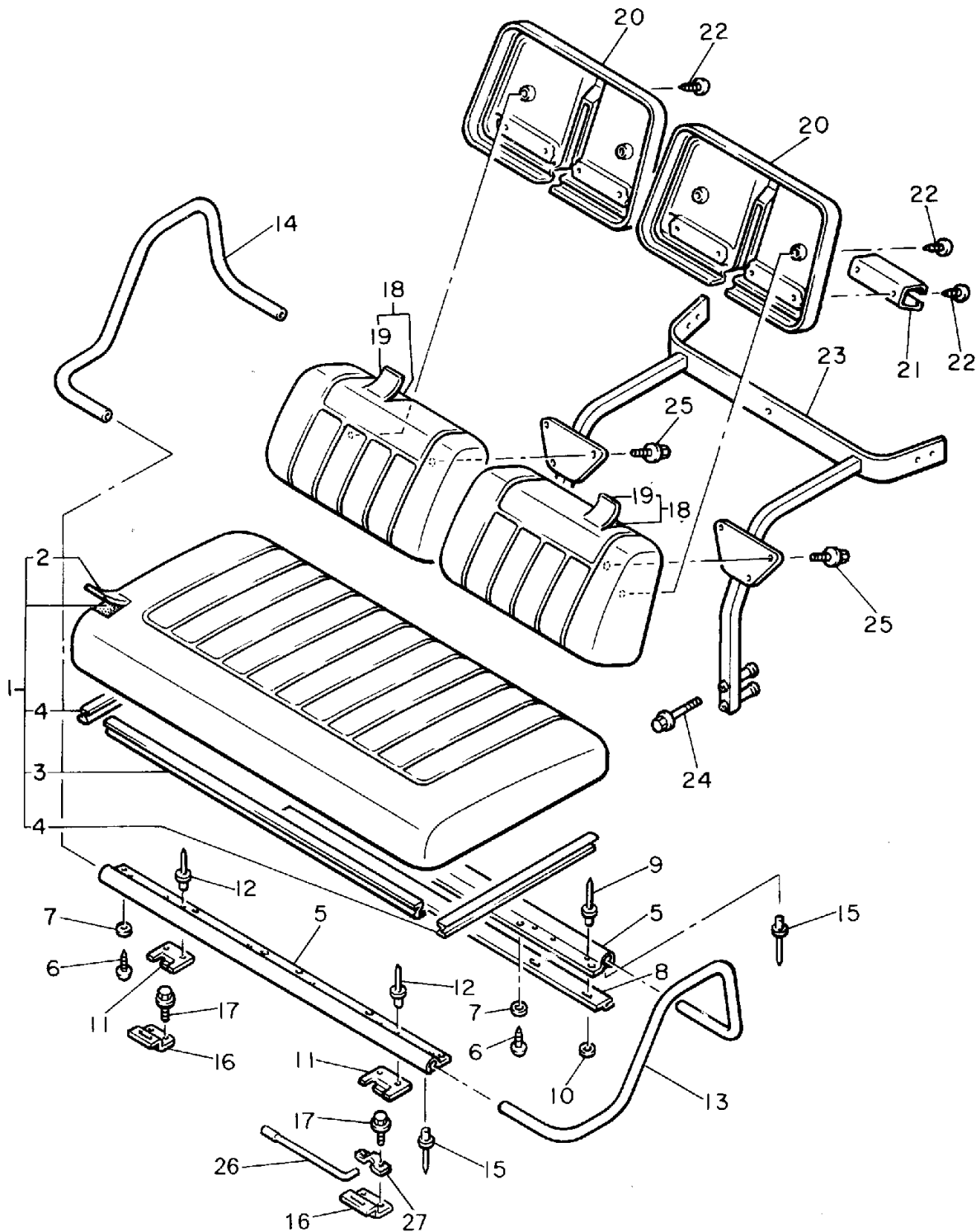
CONTINUED ON NEXT FRAME ►

CARRIER

Ref. No.	Part Number	Description	Qty	Remarks
28	90201-08103-00	WASHER, PLAIN	4	
29	JF2-K831F-01-00	SUPPORT, ROOF 5	1	
30	97501-08625-00	BOLT, WITH WASHER	4	



SEAT



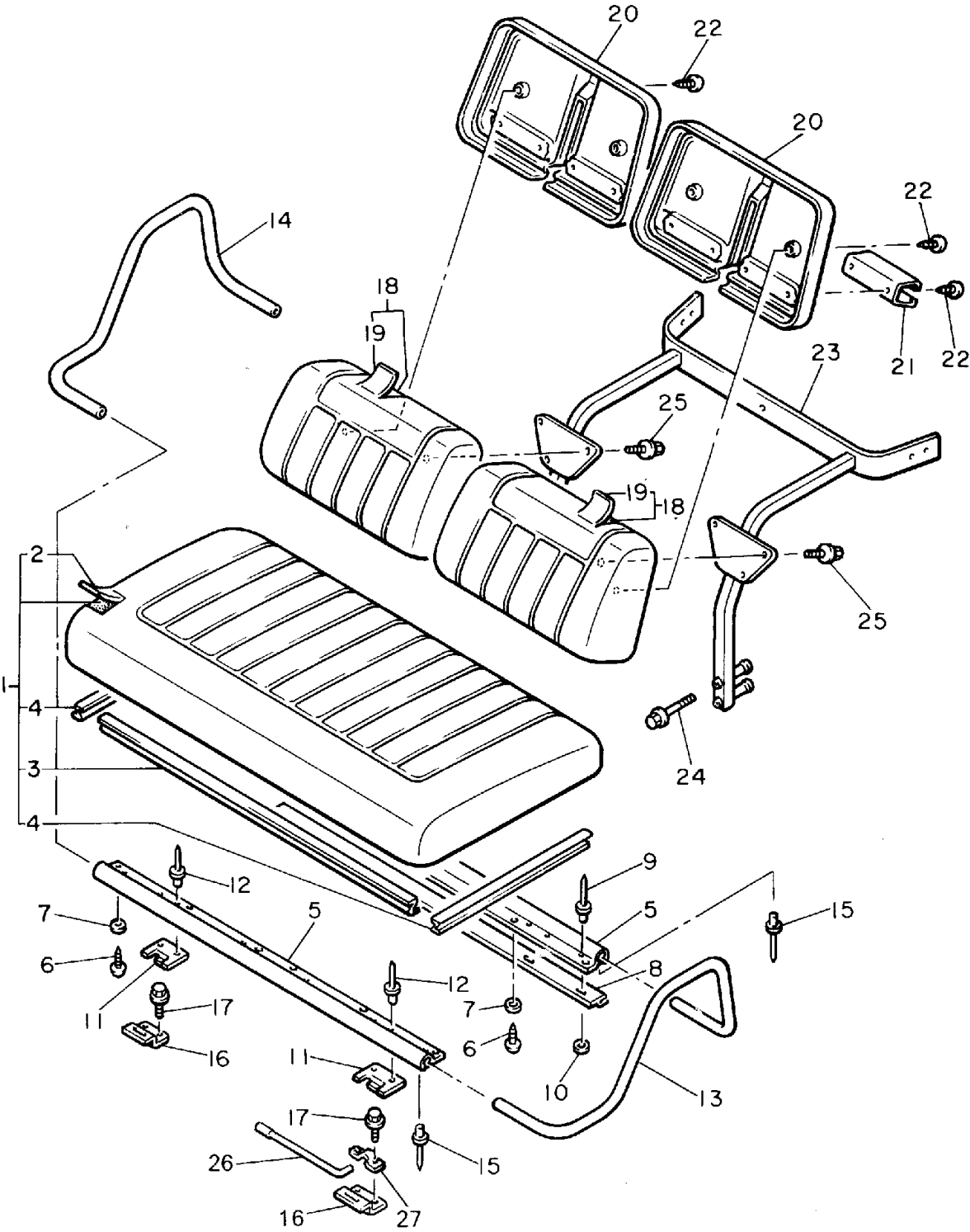
Ref. No.	Part Number	Description	Qty	Remarks
1	JF2-K8401-01-00	SEAT SUB-ASSEMBLY, CUSHION	1	
2	JF2-K8404-09-00	. COVER, SEAT	1	
3	JF2-K8425-01-00	. SEAL, SEAT	1	
4	JF2-K842A-01-00	. SEAL, SEAT 2	2	
5	JF2-K8121-01-00	REINFORCEMENT 1	2	
6	97780-60125-00	SCREW, TAPPING	12	
7	90201-06M02-00	WASHER, PLATE	12	
8	JF2-K842E-01-00	SEAL, SEAT 3	1	
9	90267-48086-00	RIVET, BLIND	6	
10	90201-04325-00	WASHER, PLATE	6	
11	JF2-K8426-00-00	HINGE, SEAT 1	2	
12	90267-48084-00	RIVET, BLIND	4	
13	JF2-K8361-01-00	ARM REST 1	1	
14	JF2-K8362-01-00	ARM REST 2	1	
15	90267-48084-00	RIVET, BLIND	8	
16	JF2-K8427-00-00	HINGE, SEAT FEMALE	2	
17	90105-06903-00	BOLT, WASHER BASED	4	
18	JF2-K8402-01-00	SEAT SUB ASSEMBLY, BACK	2	
19	JF2-K841G-09-00	. COVER, SEAT BACK 2	1	
20	JF2-K8413-00-00	COVER, SEAT BACK	2	
21	J55-K835A-00-00	HOLDER, BALL	2	J38-7835A-01
22	90163-06801-00	SCREW, TAPPING	12	
23	JF2-K8423-03-00	SUPPORT, SEAT BACK	1	
24	95815-08075-00	BOLT, FLANGE	4	
25	95805-06020-00	BOLT, FLANGE	6	
26	JF2-K8421-00-00	SUPPORT, SEAT	1	
27	G8A-PARTS-BO-AR	ASSEMBLY, HARDWARE (G8-A)		OPTIONAL PARTG8-A

CONTINUED ON NEXT FRAME ►

FWD
JF2100-3290

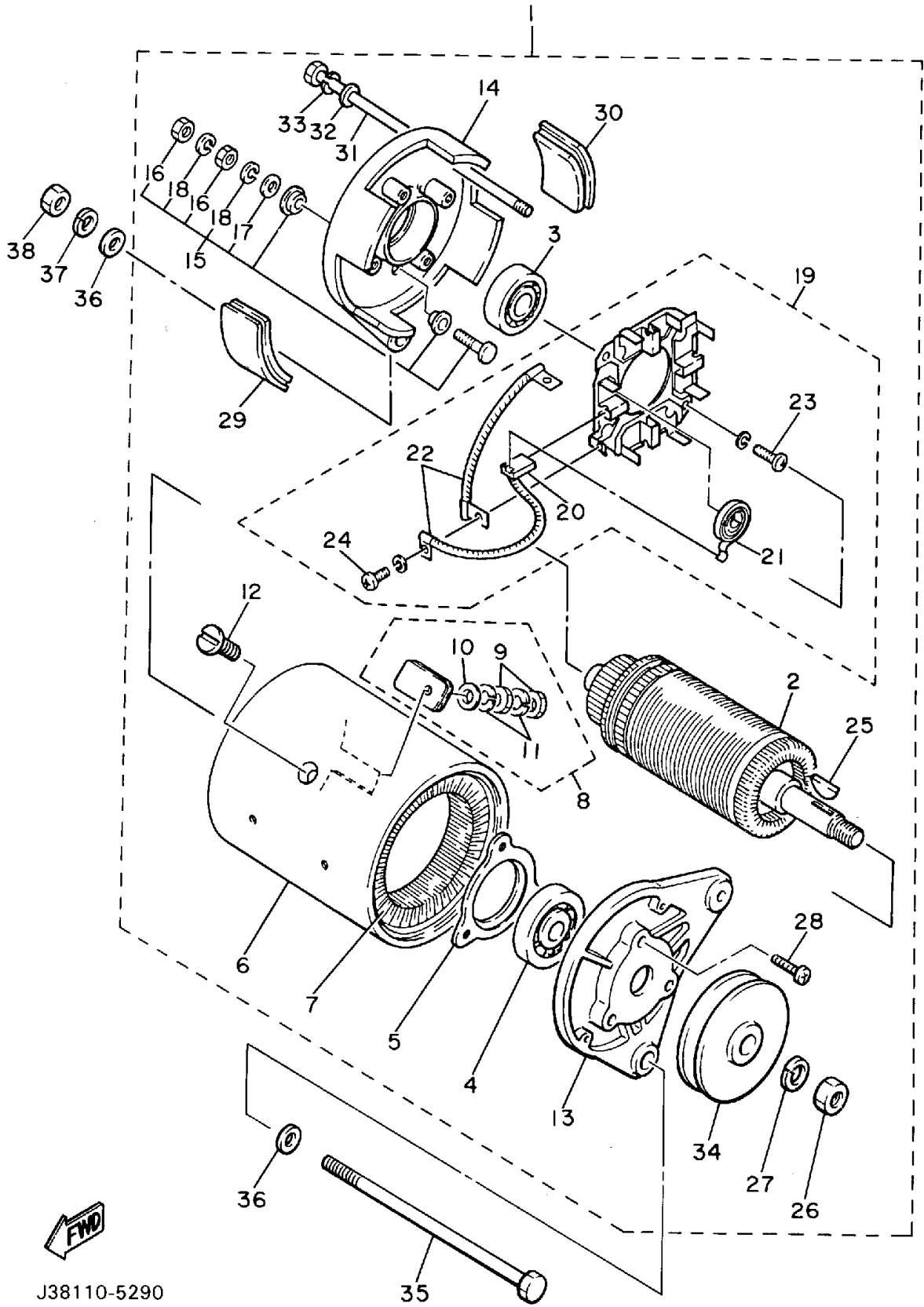
SEAT

Ref. No.	Part Number	Description	Qty	Remarks
27	JF2-K8422-00-00	BRACKET, SEAT SUPPORT ..	1	



JF2100-3290

STARTING MOTOR

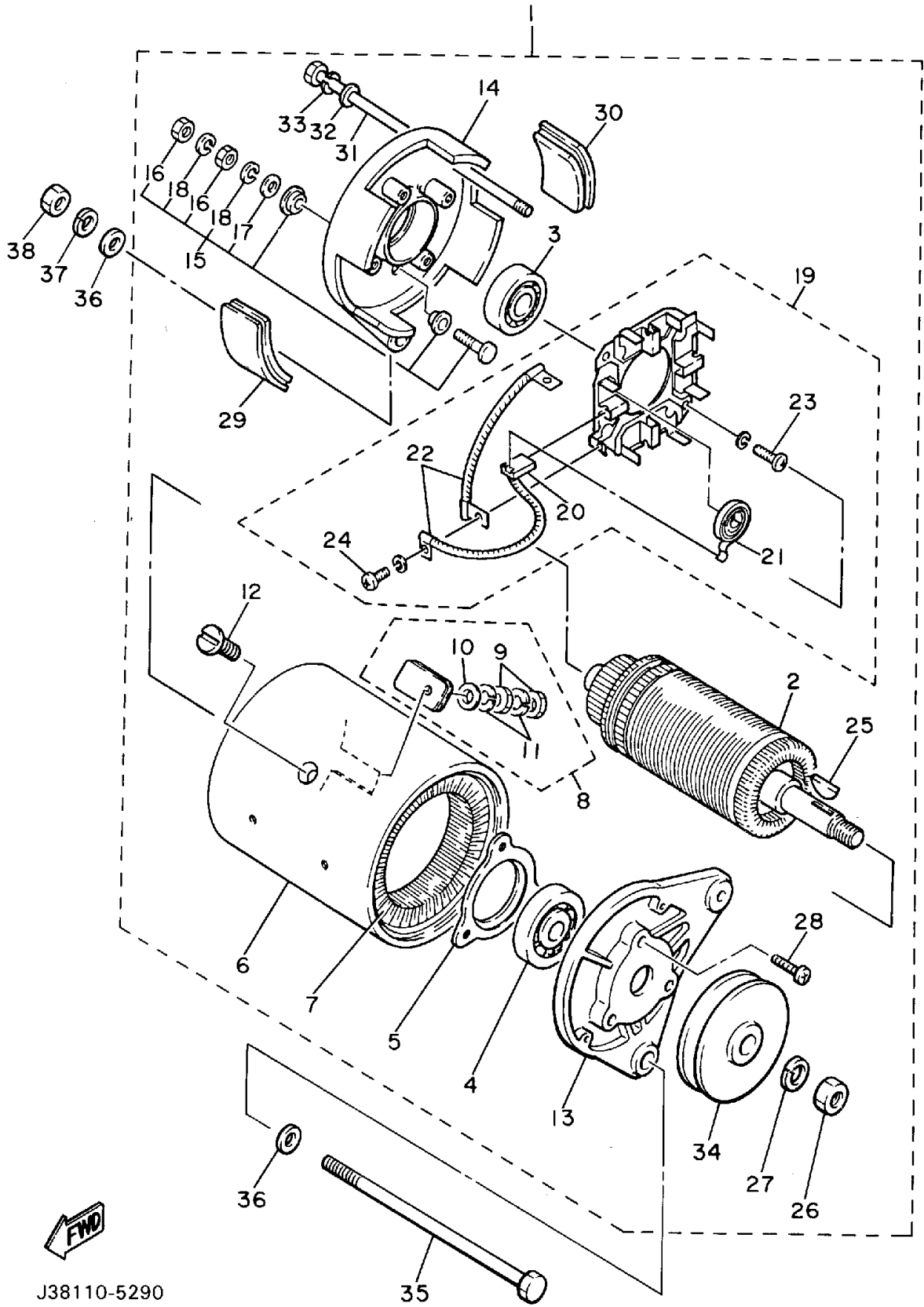


Ref. No.	Part Number	Description	Qty	Remarks
1	J38-81100-11-00	STARTER GENERATOR ASSEMBLY (JF2-H1100-00-00)	1	
2	J10-81150-10-00	. ARMATURE ASSEMBLY	1	
3	J10-81157-10-00	. BEARING 1 (6202 SD)	1	
4	J10-81158-10-00	. BEARING 2 (6203 SD)	1	
5	J10-81159-10-00	. HOLDER, BEARING	1	
6	J38-81110-10-00	. STATOR ASSEMBLY	1	
7	J38-81160-10-00	. FIELD COIL ASSEMBLY	1	
8	J10-81148-10-00	. SCREW	2	
9	95380-06600-00	.. NUT	4	
10	92990-06600-00	.. WASHER, PLATE	2	
11	92995-06100-00	.. WASHER, SPRING	4	
12	J10-81146-10-00	. SCREW	4	
13	J38-81165-10-00	. BRACKET, STARTER GENERATOR	1	
14	J10-81166-10-00	. BRACKET, STARTER GENERATOR	1	
15	J10-81147-10-00	. SCREW	2	
16	95380-06600-00	.. NUT	4	
17	92990-06600-00	.. WASHER, PLATE	2	
18	92995-06100-00	.. WASHER, SPRING	4	
19	JF2-81119-00-00	. BRUSH HOLDER ASSEMBLY	1	
20	JF2-81111-00-00	.. BRUSH	4	
21	J38-81113-10-00	.. SPRING, BRUSH	4	
22	J10-81115-10-00	.. WIRE, LEAD	2	
23	98501-05016-00	.. SCREW, PAN HEAD	2	
24	98580-04010-00	.. SCREW, PAN HEAD	4	
25	J38-81163-10-00	. KEY	1	
26	95301-14600-00	. NUT	1	
27	92901-14100-00	. WASHER, SPRING	1	

CONTINUED ON NEXT FRAME ➤

J38110-5290

STARTING MOTOR

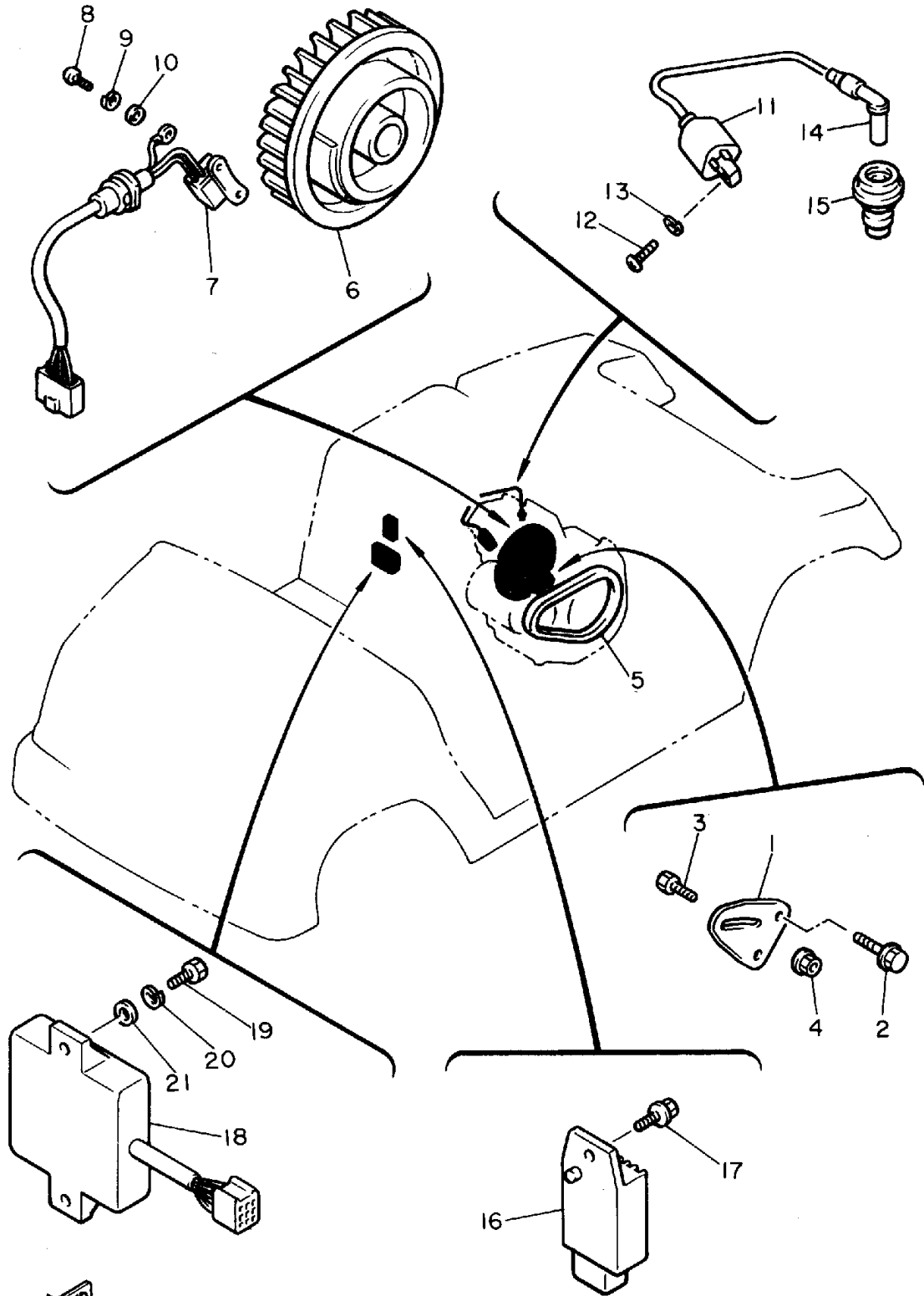


Ref. No.	Part Number	Description	Qty	Remarks
28	98501-05018-00	. SCREW, PAN HEAD	3	
29	J10-81129-10-00	. COVER, BRUSH	3	
30	J10-81129-10-00	. COVER, BRUSH	1	
31	J10-81145-10-00	. SCREW	2	
32	92990-06600-00	. WASHER, PLATE	2	
33	92995-06100-00	. WASHER, SPRING	2	
34	J38-81161-10-00	. PULLEY	1	
35	90101-12545-00	BOLT	1	
36	92990-12600-00	WASHER, PLATE	2	
37	92901-12100-00	WASHER, SPRING	1	
38	95303-12600-00	NUT	1	



J38110-5290

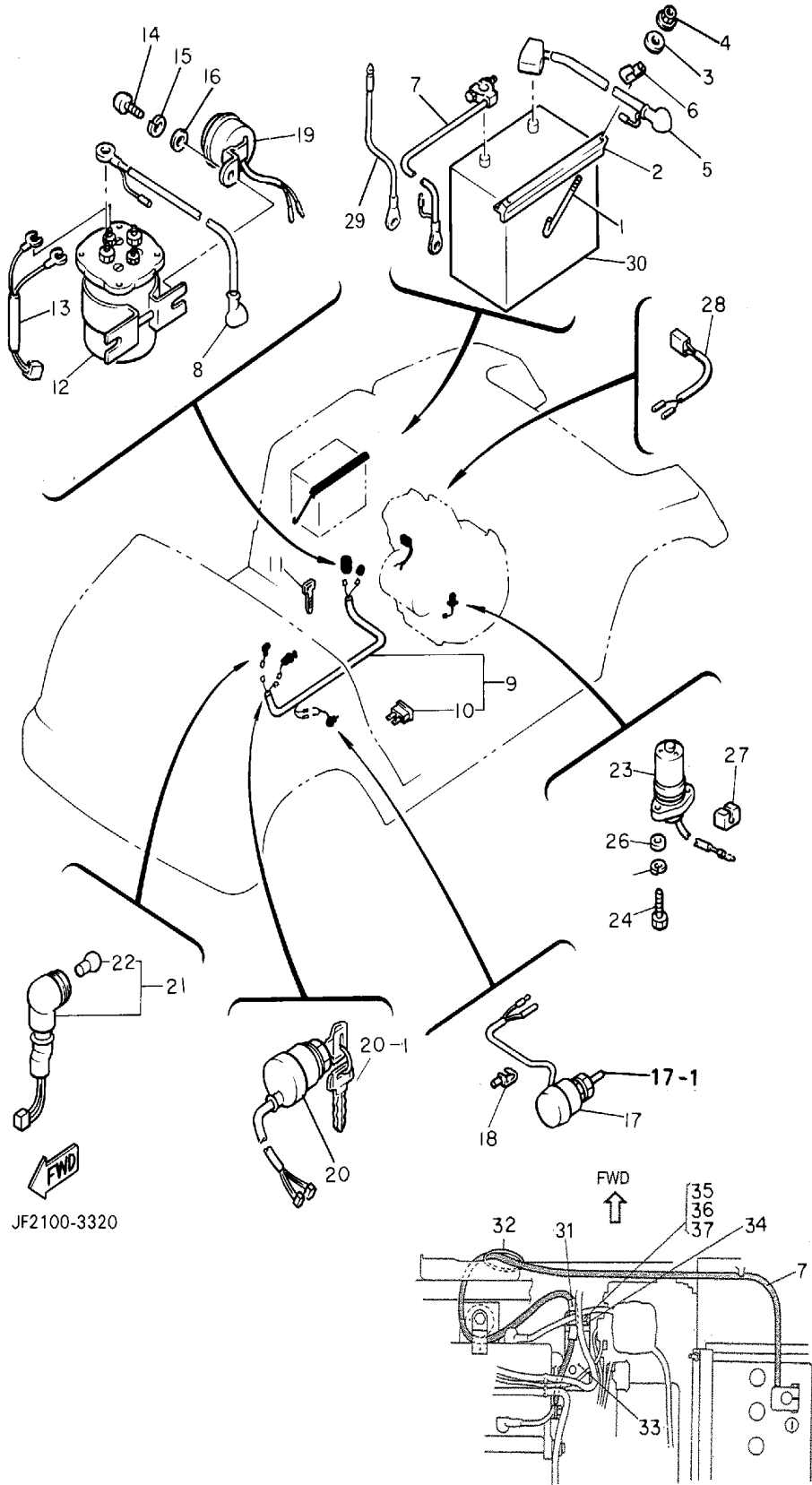
ELECTRICAL 1



Ref. No.	Part Number	Description	Qty	Remarks
1	J38-81170-00-00	TENSIONER ASSEMBLY	1	
2	95821-08025-00	BOLT, FLANGE	2	
3	90109-087A5-00	BOLT	1	
4	95701-08500-00	NUT, FLANGE	1	
5	J55-H1173-00-00	BELT	1	J38-81173-00
6	JF2-81350-00-00	ROTOR ASSEMBLY	1	
7	JF2-85580-00-00	COIL, PULSER	1	
8	98501-05016-00	SCREW, PAN HEAD	2	
9	92990-05100-00	WASHER, SPRING	2	
10	92901-05600-00	WASHER, PLATE	2	
11	JF2-82310-00-00	IGNITION COIL ASSEMBLY ...	1	
12	98501-05020-00	SCREW, PAN HEAD	2	
13	92990-05100-00	WASHER, SPRING	2	
14	8K1-82370-20-00	PLUG CAP ASSEMBLY (WITH RESISTOR)	1	
15	J38-82372-00-00	SEAL, plug cap	1	
16	JF2-81910-00-00	VOLTAGE REGULATOR ASSEMBLY	1	
17	95811-06016-00	BOLT, FLANGE (95822-06016) .	1	
18	JF2-82305-00-00	IGNITOR UNIT ASSEMBLY ...	1	
19	97011-06020-00	BOLT	2	
20	92995-06100-00	WASHER, SPRING	2	
21	92990-06600-00	WASHER, PLATE	2	

FWD
JF2100-0300

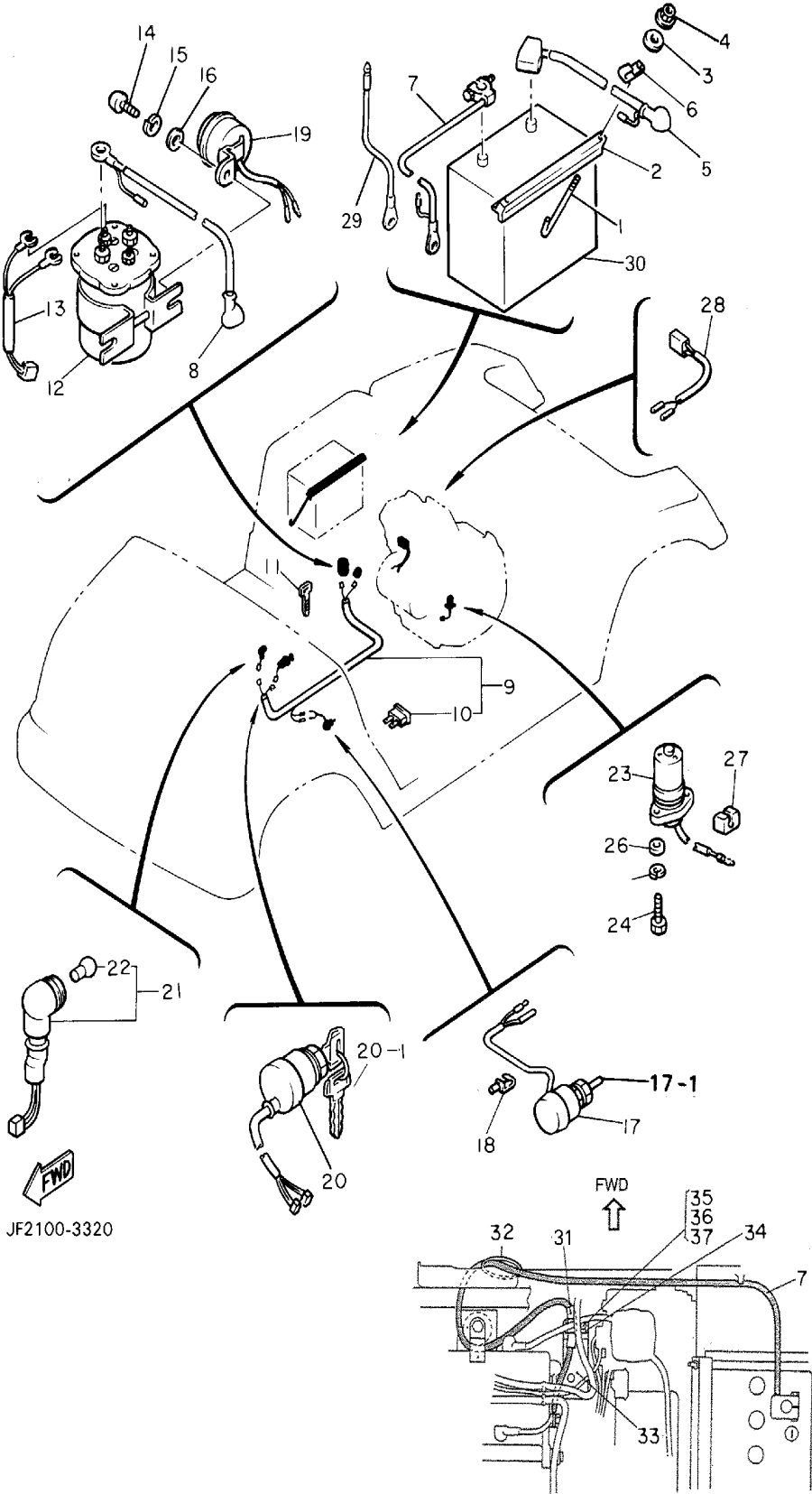
ELECTRICAL 2



Ref. No.	Part Number	Description	Qty	Remarks
1	J17-82133-00-00	SCREW, FITTING	2	
2	J55-H2136-00-00	PLATE, BATTERY	1	J17-82136-00
3	92990-06200-00	WASHER	2	
4	95701-06500-00	NUT, FLANGE	2	
5	JF2-H2115-11-00	WIRE, PLUS LEAD	1	
6	90465-08031-00	CLAMP	1	
7	JF2-H2116-02-00	WIRE, MINUS LEAD	1	
8	JF2-H2117-01-00	WIRE, LEAD	1	
9	JF2-82590-01-00	WIRE HARNESS ASSEMBLY (JF2-82590-00-00)	1	
10	42X-82151-00-00	. FUSE (10A-BL)	2	
11	90464-23041-00	CLAMP	1	
12	JF2-H1950-00-00	RELAY ASSEMBLY.	1	
13	JF2-82105-00-00	WIRE HARNESS	1	
14	90163-06005-00	SCREW, HEX. T	2	
15	92995-06100-00	WASHER, SPRING	2	
16	92990-06600-00	WASHER, PLATE	2	
17	J41-82550-02-00	STOP SWITCH ASSEMBLY	1	
18	90465-06038-00	CLAMP	1	
19	J10-83383-02-00	BUZZER	1	
20	J55-82510-00-00	MAIN SWITCH ASSEMBLY	1	
21	JF2-83530-00-00	PILOT LIGHT ASSEMBLY	1	
22	123-83516-21-00	. BULB (12V-3.4W)	1	
23	JH2-85720-00-00	OIL LEVEL GAUGE ASSEMBLY (JF2-85720-00-00)	1	
24	97011-06020-00	BOLT	2	
25	92995-06100-00	WASHER, SPRING	2	
26	92990-06600-00	WASHER, PLATE	2	
27	J38-82598-00-00	GROMMET	1	

CONTINUED ON NEXT FRAME ►

ELECTRICAL 2



Ref. No.	Part Number	Description	Qty	Remarks
28	JF2-82318-00-00	WIRE, SUB-LEAD	1	
29	JF2-82319-00-00	WIRE, SUB-LEAD	1	
30	UNA-VAILA-BL-EI 0 0		
31	JF2-82139-00-00	TUBE	1	
32	90465-13169-00	CALMP	1	
33	JF2-2142G-00-00	STAY 1	1	
34	JF2-2142H-00-00	STAY 2	1	
35	97011-06016-00	BOLT	1	
36	92995-06100-00	WASHER, SPRING	1	
37	92990-06600-00	WASHER, PLATE	1	
	G8A-PARTS-BO-AR	ASSEMBLY, HARDWARE (G8-A)		OPTIONAL PARTG8-A
5-1	90108-06420-00	. BOLT, BATTERY CABLE	1	
5-2	92801-06000-00	. NUT, BATTERY CABLE	1	
7-1	90108-06420-00	. BOLT, BATTERY CABLE	1	
7-2	92801-06000-00	. NUT, BATTERY CABLE	1	
17-1	JF2-82532-00-00	. CAP, RUBBER	1	

JF2100-3320

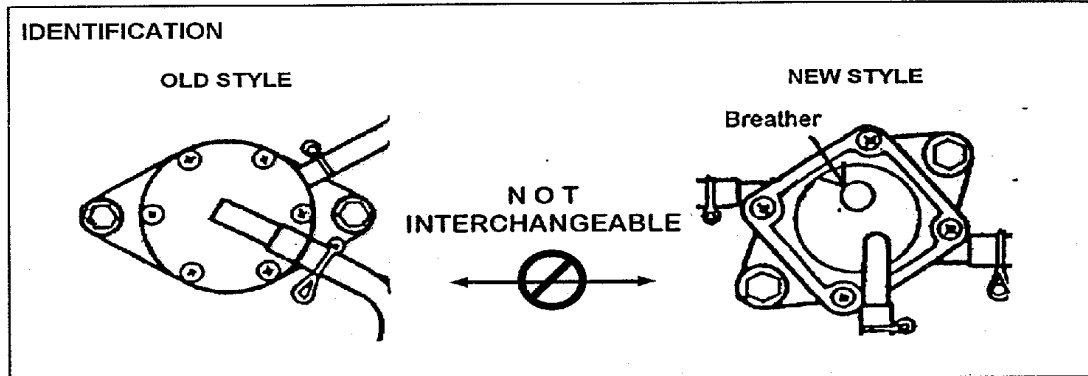
G8A/G9A/G11A

FUEL PUMP CHANGES

INTRODUCTION

The fuel pump has been changed, beginning with April 1993 production of the G8AJ, G9AJ, and G11AJ. The new pump has a brass air breather which is designed to help prevent water condensation from collecting in the pulse chamber and hose.

The new fuel pump is not interchangeable with the old ones.



AFFECTED UNITS

G8AJ	JF2-304811 ~
G9AJ	JG5-216692 ~
G11AJ	JJ3-000406 ~

PARTS INFORMATION

Model	Description	Old Style	New Style	Interchangeable
G8A/11A	Fuel Pump Assy.	JF2-24410-10-00	JF2-24410-20-00	NO
G9A	Fuel Pump Assy.	J38-24410-10-00	JG5-24410-00-00	NO

WARRANTY INFORMATION

No warranty applies. This bulletin is for information purposes only.

ROUTE TO: SERVICE PARTS WARRANTY SALES PAGE 1 OF 1

RECALL This modification has top priority. This bulletin must be performed immediately to ensure customer satisfaction.

G8A, G11A

FACTORY MODIFICATION CAMPAIGN

INTRODUCTION

It has been determined that a possible defect which relates to safety may exist in the G8A and G11A models.

PROBLEM: Some units may develop a fuel leak at the fuel hose attached to the fuel pump. The affected hose provides fuel supply from the fuel pump to the carburetor.

CAUSE: The fuel hose is subjected to movement from the vehicle's suspension action, and in some extreme cases the fuel hose is stretched. This may lead to failure of the hose.

REMEDY: Replace the fuel hose using the new part and procedure described in this bulletin.

Yamaha will notify all registered owners of this modification by mail. A copy of the letter to customers is included with this bulletin. Customers will be instructed not to operate the vehicle(s), and dealers must not deliver any of these cars until the modification is performed.

Enclosed with this bulletin is a computer printout of units invoiced to your dealership. For those units that have been registered with Yamaha, the registered owner's name and address appear next to the Primary I. D. Use this printout as a checklist to ensure all units have been modified. Your dealership is responsible to notify any customers whose registrations did not reach the computer in time for this printout.

DEALER ACTION SUMMARY

MODIFY: Affected units in inventory as well as customer-owned units.

PARTS REQUIRED: A new fuel hose. Refer to PARTS INFORMATION section of this bulletin.

IDENTIFICATION: The new fuel hose has a red stripe that follows the length of the hose. This makes it very easy to see whether or not a car has been modified. Whenever a car is brought to you for service, check the fuel hose. If it has not been modified and the customer does not have the recall letter, perform the modification.

WARRANTY: After completing the modification of each affected unit, submit a Recall Reimbursement Request using Recall -Number 940002.

AFFECTED UNITS

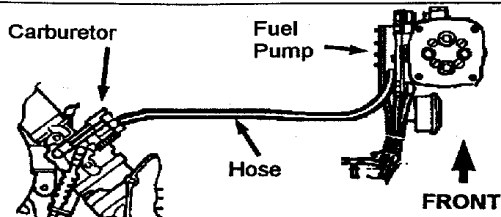
G8A	JF2-000101 ~
G11A	JJ3-000101 ~

SERVICE INFORMATION

WARNING

Gasoline and its vapors are highly flammable, explosive and poisonous. Keep fuel away from sparks, lit cigarettes, or flame. Work in a well ventilated area.

1. Turn main switch to off position. Open the seat and remove it.
2. Locate the fuel hose that supplies fuel from the fuel pump to the carburetor. Place a receptacle under area to collect any fuel that may be in the hose.



3. Remove the clamps and hose. Install the new fuel hose with the original clamps.
4. Remove drive belt. Turn main switch on, start engine and check for leaks. Correct as necessary.
5. Re-install the drive belt and seat.

PARTS INFORMATION

Part Number	Qty	Desc	Remarks	Dealer Cost
90445-093J2-00	1	Hose	Unaffected by movement and 40mm longer.	\$ 0.95

An initial supply of hoses will be sent to your dealership, invoiced to your YPAD parts account. Order additional quantities as necessary from YPAD.

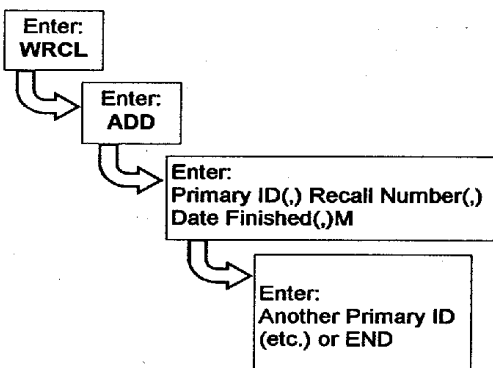
WARRANTY INFORMATION

The warranty labor allowance for this modification is 0.2 hr.

DOES PLUS ENTRY:

To receive credit for parts and labor, complete a Recall Reimbursement Request, using Recall-Number 940002.

Start the program by entering "WRCL". Do not enter "WREQ", as it is used for standard warranty requests.



WARRANTY INFORMATION

NON DOES PLUS (paper only) USERS:

Submit requests using the Recall Reimbursement Request, form number LIT-11790-00-94, available from YPAD.

An initial supply of forms will be mailed to non-DOES users. Order additional quantities in packs of 10 from YPAD.



JF2 000000	052100
G8A	940002
Yamaha Golf Car Owner	
Customer's Address	
Customer's Location, State	

SAMPLE

October, 1994

Dear Yamaha Fleet Master or Yamahauler Owner:

This notice is sent to you in accordance with the Consumer Product Safety Act. Yamaha Motor Manufacturing Corporation of America has determined that a possible defect which relates to safety may exist in some G8A ("Fleet Master" model) golf cars and G11A ("Yamahauler" model) utility cars. Our records indicate that you own one or more of these vehicles.

In the affected cars, the connecting fuel hose between the fuel pump and carburetor could be stretched due to movement of the hose related to suspension action of the vehicle. When this happens, the hose may crack. Fuel could then leak out, creating a fire hazard.

To correct this possible defect, your Yamaha Golf Car dealer will replace your golf or utility car's fuel hose at no cost to you for parts or labor. The new hose is designed to be unaffected by movement.

Until this modification is performed, do not operate the vehicle(s). Park your golf or utility car(s) only in a well ventilated area away from cigarettes, sparks, open flames, or other sources of ignition such as the pilot lights of water heaters and clothes dryers, or furnaces.

Please call your dealer and make a service appointment to have this modification performed. Please remember to present this letter and the enclosed computer print-out of the affected vehicle(s) to the dealer when your golf or utility car(s) receives this free service. He will need the recall number and your name and address from the computer print-out. If you have sold your golf or utility car(s) to another party, please call 1-800-227-5963. Let us know the current owner's name and address. Also call if a car has been lost or stolen.

Should you be unable to return to the Yamaha Golf Car dealer who sold you the golf or utility car(s), the service will be performed by any authorized Yamaha Golf Car dealer.

If you are not satisfied with the service provided by your Yamaha dealer regarding this modification, please write to Yamaha Motor Corporation, Attn: Customer Relations, P.O. Box 6555, Cypress, CA. 90630.

If you believe this notice, or the remedy, is inadequate, or if the dealer fails to remedy this situation within a reasonable time at no charge to you, and you feel that you have been unable to reach a satisfactory solution by contacting Yamaha Customer Relations, you may inform the Consumer Product Safety Commission, Washington, D.C. 20590, 1-800-638-2772.

Please accept our apologies for any inconvenience this program may cause. This program is being carried out to ensure your safety, and to express our concern that you be satisfied, both now and in the future, with Yamaha products.

Sincerely,

Golf Car Service Department

ROUTE TO: SERVICE PARTS WARRANTY SALES